



Plan de Pensiones Individual Mixto Responsable DB

1st Half Year 2024



Plan de Pensiones Individual Mixto Responsable DB

Risk Indicator and Liquidity Alerts Pension Plan & Market Report

Liquidity Alerts

Alert shown if the financial product has potential limitations in terms of its liquidity or early sale:

The value of redemption rights, benefits and exceptional liquidity events depends on the market value of the pension fund's assets and may lead to significant losses.

The payment of benefits or the exercise of redemption rights is only possible upon the occurrence of any of the contingencies or exceptional liquidity events laid down in the pension plan and fund regulation.

Risk Indicator and Return

This information indicates the level of risk associated with the plan and is calculated based on historical data that do not necessarily provide a reliable indication of the future risk profile of the plan. In addition, there is no guarantee that the specified category will remain unaltered, as it may vary over time.

1 2 **3** 4 5 6 7

Market Report

Inflation continued its downward path in the first half of 2024. The year-on-year figure for the US is expected to end June slightly above 3.0%, with 2.5% for the Eurozone. Despite these figures, central banks have somewhat slowed down the process of interest rate cuts as previous expectations about price developments were even more optimistic.

Bonds performed negatively in the first half of the year. In the US, the yield on the 10-year Treasury bond rose by 49 basis points to 4.37% in parallel with other shorter maturities. In Europe, the German 10-year benchmark rose by 47 basis points to 2.47%. Corporate fixed income assets experienced smaller declines.

Despite the move in bonds, equities appreciated in the first half of the year, with the main reasons being positive corporate earnings and the optimism generated by developments in AI. The MSCI-World global index increased by 12.5% in the period and the MSCI-Europe index rose by 7.1%.

The fund generated a positive return over the half year, very similar to the performance of its benchmark index. This performance was driven by the riskier assets in the portfolio, both equities and corporate bonds, as government bonds performed negatively during the period. The fixed income portfolio started the year with a duration of 4.5 years, which subsequently increased to 6 years at the

end of the half year, above the fund's long-term benchmark of 5 years. It was composed of a portfolio of green bonds, which account for more than 50% of the fund's assets, along with other European and US government bond benchmarks. In addition, corporate bonds were added in a smaller percentage.

Equities started the period at 22% and gradually increased their weight to 25% at the end of the half year. The global equity portfolio performed very well in the period mainly due to stock selection. Both in absolute terms and relative to the MSCI-World benchmark index, technology stocks made the largest positive contribution to the portfolio's performance, followed by financials and healthcare. North America, and in particular the US, was the geographic area that contributed the most to the fund's performance, followed far behind by Japan and the Eurozone.

Pension Plan Details

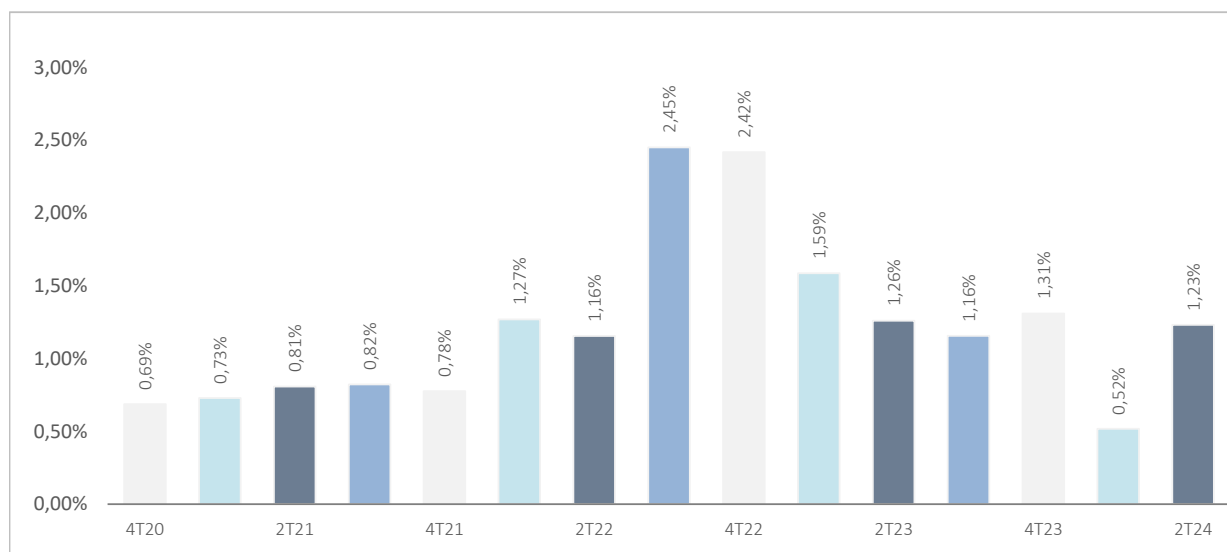
Inverco Class	Balanced Bond Fund
Benchmark Index	25% MSDEWIN + 15% EGB0 + 15% QW1A + 15% LUATTRUU + 15% ERS0 + 15% LUACTRUU
Launch Date of the Plan	17/09/2002
Supporting Fund	DB PREVISION 15, F.P
Fund Manager	Deutsche Zurich Pensiones EGFP, SA
Fund Custodian	BNP Paribas S.A., Suc. en España
Fund Auditor	KPMG Auditores, S.L.
Financial Asset Management company	DWS Investments GmbH, Frankfurt am Main/Alemania
Currency of Denomination	EURO
Net Assets	EUROS 37.225.459
Unit Value	EUROS 11,48805
No. of Unit Holders	2.361
Minimum initial investment	30 EUROS
Minimum investment (period. contrib.)	30 EUROS per month
Management fee	1,300% of net assets
Custodian fee	0,020% of net assets
Other Expenses 2024-06(Audit, Commercial Registry, Notary, etc.)	0,02% of net assets
Product Code	595



Plan de Pensiones Individual Mixto Responsable DB

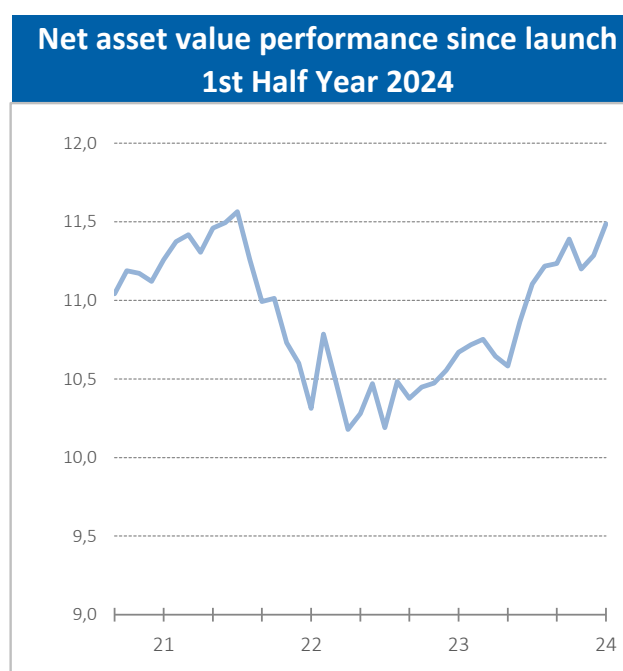
Historical returns as at 1st Half Year 2024

Historical volatilities 1st Half Year 2024



Returns			
Monthly	1,79%	2023	8,97%
3 months	0,86%	2022	-11,88%
YTD24	3,46%	2021	4,38%
		2020*	4,84%
		2019	-
Average 3 years	0,08%	2018	-
Average 5 years	-	2017	-
Average 10 years	-	2016	-
Average 15 years	-	2015	-
Average 20 years	-	2014	-

* Since 1st May 2020



Source: own data collection.

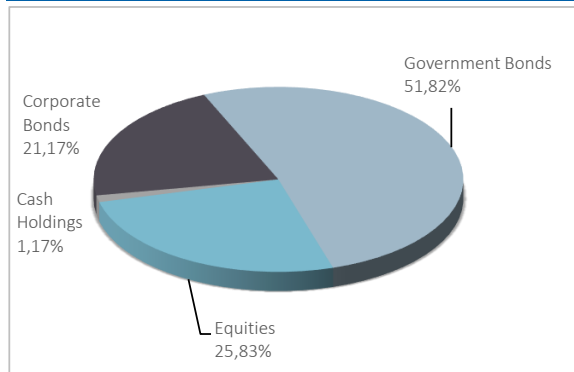
(1) Past returns are no guarantee of future performance. Registered on Registro Administrativo of the D.G.S. with number F0905



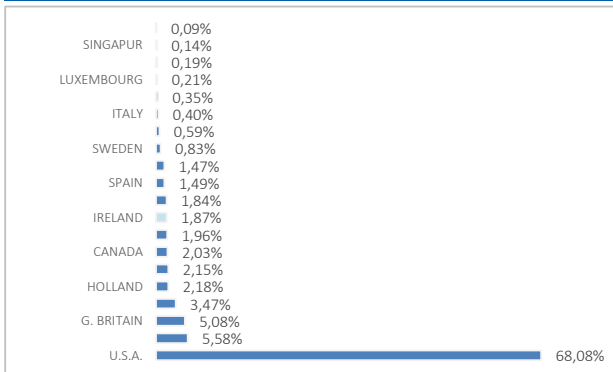
Plan de Pensiones Individual Mixto Responsable DB

Portfolio analysis as at 1st Half Year 2024

Portfolio by asset class



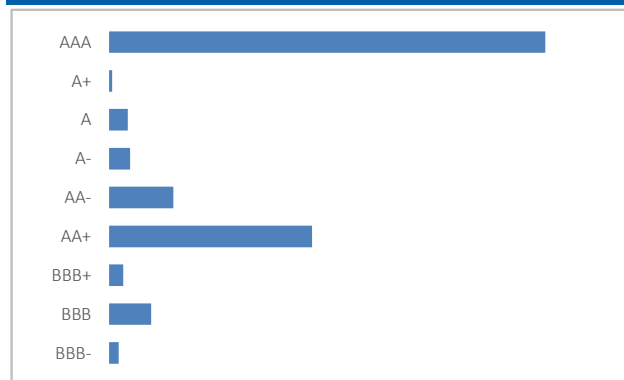
Geographical distribution of equities



Main Stocks

Stock	Country	Sector	%
KFW 0,01% 05/05/2027	GERMANY	GOVERNMENT	10,60%
LAND HESSEN 2,875 04.07.2033	GERMANY	GOVERNMENT	9,23%
EUROPEAN INVESTMENT BANK 2,25 15/03/30	EUROPEAN UNION	GOVERNMENT	8,78%
KFW 3,25% 24/03/2031	GERMANY	GOVERNMENT	7,39%
NEDER WATERSCHAPSBANK 3% 20/04/2033	HOLLAND	FINANCIAL	6,18%
KFW 0% 15/09/2028	GERMANY	GOVERNMENT	6,17%
BPIFRANCE SACA 2,125% 29/11/2027	FRANCE	FINANCIAL	5,75%
US TREASURY N/B T 0,375 31/01/2026	U.S.A.	GOVERNMENT	1,77%
US TREASURY N/B T 0,5% 28/02/2026	U.S.A.	GOVERNMENT	1,54%
APPLE INC	U.S.A.	INFORMATION TECHNOLOGY	1,41%

Distribution of Assets by Bond Rating



Related Transactions

Information on related transactions pursuant to the provisions of Article 85 ter of the Pension Plans and Funds Regulation: the Management Company may, on behalf of the Pension Fund, conduct related transactions as set out in Article 85 ter of the Pension Plans and Funds Regulation.

For this purpose, the Management Company has a number of procedures in place, as described in its Internal Code of Conduct, to avoid conflicts of interest and ensure, if necessary, that related transactions are conducted in the sole interest of the Pension Funds managed, at prices or on terms equal to or above market prices.



Plan de Pensiones Individual Mixto Responsable DB

Additional Information

We remind you that payments into pension plans made before 31/12/2006 could entitle you to a 40% tax reduction under the conditions and terms laid down by current regulations (except for the Basque Country and Navarre, where the reduction will be applied, where appropriate, under the conditions established by the regional regulations in force). Please also note that:

- for claims occurring between 2011 and 2014: the plan should be redeemed before the end of the eighth year after the claim occurs; and
- for claims occurring after 2015: the plan should be redeemed in the tax year in which the claim occurs or in the following two years.

If you are the holder of several pension plans, you can apply the 40% reduction to all of them (if you are entitled to the tax reduction and have made payments into the plans before 31/12/2006), provided that the redemptions (as a whole) are made in the same tax year.

Information related to environmental and/or social characteristics shall be available in the annex to the Management Report of the Annual Accounts.

The investment policy of the Fund, in which your pension plan is invested will be amended with effect from 18 July 2024. These amendments introduce regulatory concepts defined in Article 69 of Royal Decree 304/2004 and do not entail any change in the investment strategy, the risk profile of the financial product or the fees borne by it.

Plan de Pensiones Individual Mixto Responsable DB

Analysis of the Investment Portfolio DB PREVISIÓN 15, F.P 1st Half Year 2024

Equities

Value name	Country	Sector	Titles	Average exchange	Cash	Capital gain	unrealised capital gains	Realization value	% Total	Issuing entity
AC.SCHLUMBERGER LTD	U.S.A.	INFORMATION TECHNOLOGY	12	53,10	55.664	0	-6.829	55.664	0,15%	SCHLUMBERGER NV
AC.ABB LTD	SWITZERLAND	INFORMATION TECHNOLOGY	1.318	34,62	76.526	24.422	0	76.526	0,21%	ABB
AC.HENKEL KGAA PRF	GERMANY	CONSUMER DISCRETIONARY	161	85,20	13.398	0	-319	13.398	0,04%	HENKEL PREF
AC.CITIGROUP INC	U.S.A.	FINANCIAL	9	64,14	59.530	216	0	59.530	0,16%	CITIGROUP INC
AC.L'OREAL	FRANCE	CONSUMER DISCRETIONARY	37	409,25	15.172	30	0	15.172	0,04%	LOREAL
AC.EXPERIAN GROUP LTD	G. BRITAIN	INDUSTRIAL	1.048	35,03	38.614	2.333	0	38.614	0,10%	EXPERIAN GROUP
AC.HERMES INTERNATIONAL	FRANCE	CONSUMER DISCRETIONARY	7	1.920,60	14.980	1.536	0	14.980	0,04%	HERMES INTERNATIONAL
AC.NATIONAL GRID TRANSCO PLC NUEVAS	G. BRITAIN	ENERGY	47.648	10,86	36.890	0	-7.925	36.890	0,10%	NATIONAL GRID TRANSCO
AC.UNICREDIT SPA	ITALY	FINANCIAL	1.113	20,47	38.515	15.733	0	38.515	0,10%	UNICREDITO ITALIANO (MILAN)
AC.KONINKLIJKE KPN NV	HOLLAND	TELECOMMUNICATION SERVICES	10.116	3,26	36.215	3.254	0	36.215	0,10%	KONINKLIJKE KPN NV
AC.UNILEVER PLC	G. BRITAIN	CONSUMER DISCRETIONARY	1.324	40,92	57.511	4.080	0	57.511	0,16%	UNILEVER
AC.UNION PACIFIC CORP	U.S.A.	UTILITIES	0	203,87	14.361	1.743	0	14.361	0,04%	UNION PACIFIC CORPORATION
AC.QUALCOMM INC	U.S.A.	INFORMATION TECHNOLOGY	0	212,55	63.397	0	-3.660	63.397	0,17%	QUALCOMM INC
AC.DAIKIN INDUSTRIES LTD	JAPAN	INDUSTRIAL	0	25.525,10	13.016	0	-3.167	13.016	0,04%	DAIKIN INDUSTRIES LTD
AC.WELLS FARGO	U.S.A.	FINANCIAL	1.897	46,57	67.630	15.380	0	67.630	0,18%	WELLS FARGO
AC.METTLER TOLEDO INTERNATIONAL	U.S.A.	CONSUMER DISCRETIONARY	41	1.299,96	57.398	5.337	0	57.398	0,16%	METTLER-TOLEDO INTERNATIONAL
FRESENIUS SE	GERMANY	HEALTH CARE	404	29,78	11.264	0	-766	11.264	0,03%	FRESENIUS SE & CO KGAA
ASML HOLDING NV	HOLLAND	INDUSTRIAL	127	644,68	40.580	40.580	0	122.453	0,33%	ASML HOLDING NV
NOVARTIS R	SWITZERLAND	HEALTH CARE	8.662	85,55	83.302	10.545	0	83.302	0,23%	NOVARTIS AG
ADIDAS AG (GR)	GERMANY	CONSUMER STAPLES	184	232,04	41.032	0	-1.663	41.032	0,11%	ADIDAS AG
Plan de Pensiones Individual Mixto Responsable DB	U.S.A.	INDUSTRIAL	303	301,54	104.427	15.093	0	104.427	0,28%	THE HOME DEPOT INC
CISCO SYSTEMS INC	U.S.A.	INFORMATION TECHNOLOGY	0	51,04	17.650	0	-841	17.650	0,05%	CISCO SYSTEMS INC
BOOKING HOLDINGS INC	U.S.A.	CONSUMER STAPLES	0	2.629,27	99.837	35.222	0	99.837	0,27%	BOOKING HOLDINGS INC
ROCHE HOLDING	SWITZERLAND	HEALTH CARE	1.911	273,39	47.680	0	-3.610	47.680	0,13%	ROCHE HOLDING AG-GENUSSCHEIN
DAIMLER AG REGISTERED	GERMANY	CONSUMER STAPLES	389	74,11	25.118	0	-3.710	25.118	0,07%	DAIMLER AG
AXA	FRANCE	FINANCIAL	15	26,33	45.916	6.367	0	45.916	0,12%	AXA SA
UBS GROUP AG	SWITZERLAND	FINANCIAL	219	28,02	57.964	0	-1.982	57.964	0,16%	UBS
IBERDROLA	SPAIN	UTILITIES	16.035	11,38	64.646	3.916	0	64.646	0,18%	IBERDROLA SA
TOYOTA MOTOR CORP	JAPAN	INDUSTRIAL	13	2.246,45	44.028	11.012	0	44.028	0,12%	TOYOTA MOTOR CORP
JOHNSON & JOHNSON	U.S.A.	CONSUMER DISCRETIONARY	259	164,93	37.790	0	-3.793	37.790	0,10%	JOHNSON & JOHNSON
JP MORGAN CHASE	U.S.A.	FINANCIAL	778	143,00	157.450	48.716	0	157.450	0,43%	JP MORGAN BANK
HP INC	U.S.A.	TELECOMMUNICATION SERVICES	16	31,58	54.850	6.039	0	54.850	0,15%	HP INC
MERCK & CO. INC	U.S.A.	HEALTH CARE	6	111,45	70.951	8.663	0	70.951	0,19%	MERCK & CO. INC
APPLE INC	U.S.A.	INFORMATION TECHNOLOGY	2.496	182,37	525.689	81.167	0	525.689	1,43%	APPLE INC
VISA INC CLASS A	U.S.A.	FINANCIAL	0	226,83	70.802	11.032	0	70.802	0,19%	VISA
COLGATE-PALMOLIVE COMPANY	U.S.A.	CONSUMER DISCRETIONARY	700	89,21	67.933	6.200	0	67.933	0,18%	COLGATE-PALMOLIVE COMPANY
WALT DISNEY CO	U.S.A.	TELECOMMUNICATION SERVICES	5	112,96	52.455	0	-7.751	52.455	0,14%	WALT DISNEY CO
ACS	SPAIN	INDUSTRIAL	914	38,06	24.531	1.352	0	24.531	0,07%	ACS ACTIVIDADES DE CONSTRUCCIO
OTIS WORLDWIDE CORP	U.S.A.	INDUSTRIAL	7	87,56	67.477	7.621	0	67.477	0,18%	OTIS WORLDWIDE CORP
AMGEN INC	U.S.A.	INFORMATION TECHNOLOGY	204	259,41	63.869	11.436	0	63.869	0,17%	AMGEN INC
AC.PROCTER & GAMBLE CO.	U.S.A.	CONSUMER DISCRETIONARY	481	149,41	79.277	9.117	0	79.277	0,22%	PROCTER & GAMBLE
WW GRANIER INC	U.S.A.	INDUSTRIAL	54	739,20	48.845	9.821	0	48.845	0,13%	WW GRANIER INC
AC.MICROSOFT CORP.	U.S.A.	INFORMATION TECHNOLOGY	1.097	332,89	490.190	133.601	0	490.190	1,33%	MICROSOFT
AC.ADOBE SYSTEMS INC	U.S.A.	INFORMATION TECHNOLOGY	1	476,98	71.559	11.646	0	71.559	0,19%	ADOBE SYSTEMS INC
PAYPAL HOLDINGS INC	U.S.A.	INFORMATION TECHNOLOGY	149	67,59	8.666	0	-1.176	8.666	0,02%	PAYPAL HOLDINGS INC
ATLAS COPCO-AB	SWEDEN	INDUSTRIAL	182	154,56	56.554	13.998	0	56.554	0,15%	ATLAS COPCO AB
GSK PLC	G. BRITAIN	HEALTH CARE	1.076	13,83	52.759	5.739	0	52.759	0,14%	GSK PLC
APPLIED MATERIALS INC	U.S.A.	INFORMATION TECHNOLOGY	456	138,31	107.714	45.815	0	107.714	0,29%	APPLIED MATERIALS INC
HILTON WORLDWIDE HOLDINGS INC	U.S.A.	CONSUMER DISCRETIONARY	1	140,77	29.328	10.877	0	29.328	0,08%	HILTON WORLDWIDE HOLDINGS INC
CHENIERE ENERGY INC	U.S.A.	ENERGY	3	161,23	59.073	4.819	0	59.073	0,16%	CHENIERE ENERGY INC

Plan de Pensiones Individual Mixto Responsable DB

Analysis of the Investment Portfolio DB PREVISIÓN 15, F.P 1st Half Year 2024

Equities

Value name	Country	Sector	Titles	Average exchange	Cash	Capital gain	unrealised capital gains	Realization value	% Total	Issuing entity
AC.ALPHABET INC-CL A	U.S.A.	TELECOMMUNICATION SERVICES	2	120,57	369.961	130.736	0	369.961	1,00%	ALPHABET INC
NVR INC	U.S.A.	CONSUMER DISCRETIONARY	0	5.970,33	28.333	6.596	0	28.333	0,08%	NVR INC
NINTENDO CO LTD	JAPAN	TELECOMMUNICATION SERVICES	2	6.269,25	19.913	4.146	0	19.913	0,05%	NINTENDO CO LTD
CIGNA CORP	U.S.A.	FINANCIAL	2	279,71	64.796	11.030	0	64.796	0,18%	CIGNA CORP
OMNICOM GROUP INC	U.S.A.	TELECOMMUNICATION SERVICES	83	96,01	49.817	0	-2.824	49.817	0,14%	OMNICOM GROUP INC
INTERCONTINENTAL HOTELS GROUP PLC	G. BRITAIN	CONSUMER DISCRETIONARY	5.092	53,82	20.332	7.377	0	20.332	0,06%	INTERCONTINENTAL HOTELS G
LENNOX INTERNATIONAL INC	U.S.A.	INDUSTRIAL	1	311,82	72.406	31.252	0	72.406	0,20%	LENNOX INTERNATIONAL INC
IPSEN SA	FRANCE	HEALTH CARE	237	125,15	27.137	0	-2.523	27.137	0,07%	IPSEN SA
PULTEGROUP INC	U.S.A.	CONSUMER DISCRETIONARY	4	82,73	39.565	10.498	0	39.565	0,11%	PULTEGROUP INC
DELL TECHNOLOGIES INC	U.S.A.	INFORMATION TECHNOLOGY	3	53,15	36.558	23.000	0	36.558	0,10%	DELL TECHNOLOGIES INC
CF INDUSTRIES HOLDINGS INC	U.S.A.	COMMODITIES	6	83,26	43.724	0	-5.723	43.724	0,12%	CF INDUSTRIES HOLDINGS INC
CHIPOTLE MEXICAN GRILL INC	U.S.A.	CONSUMER DISCRETIONARY	840	41,38	52.630	18.734	0	52.630	0,14%	CHIPOTLE MEXICAN GRILL INC
PACCAR INC	U.S.A.	INDUSTRIAL	538	117,94	55.345	0	-8.627	55.345	0,15%	PACCAR INC
MCKESSON CORPORATION	U.S.A.	HEALTH CARE	103	416,74	59.966	17.725	0	59.966	0,16%	MCKESSON CORP
MASTERCARD INC- CLASS A	U.S.A.	INFORMATION TECHNOLOGY	0	376,18	102.121	17.066	0	102.121	0,28%	MASTERCARD INC
AMERISOURCE BERGEN CORPORATION	U.S.A.	HEALTH CARE	245	219,06	55.097	1.705	0	55.097	0,15%	AMERISOURCE BERGEN CORP
COSTCO WHOLESALE CORP	U.S.A.	CONSUMER DISCRETIONARY	32	519,86	26.975	10.887	0	26.975	0,07%	COSTCO WHOLESALE CORP
CONSTELLATION BRANDS INC	U.S.A.	CONSUMER DISCRETIONARY	1	252,89	25.936	666	0	25.936	0,07%	CONSTELLATION BRANDS INC
OEST ELEKTRIZITATSWIRTS_A	AUSTRIA	UTILITIES	242	75,17	17.823	0	-368	17.823	0,05%	VERBUND
CBRE GROUP INC	U.S.A.	REAL ESTATE	575	79,99	51.236	5.900	0	51.236	0,14%	CBRE GROUP INC
TESLA MOTORS INC	U.S.A.	CONSUMER DISCRETIONARY	349	261,76	69.078	0	-20.028	69.078	0,19%	TESLA MOTORS INC
ABBVIE INC	U.S.A.	HEALTH CARE	192	153,38	32.980	3.923	0	32.980	0,09%	ABBVIE INC
AC.GOLDMAN SACHS GROUP	U.S.A.	FINANCIAL	1	334,94	65.440	18.077	0	65.440	0,18%	GOLDMAN SACHS GROUP INC
OWENS CORNING	U.S.A.	INDUSTRIAL	0	124,89	52.050	15.561	0	52.050	0,14%	OWENS CORNING
NETFLIX INC (USD)	U.S.A.	TELECOMMUNICATION SERVICES	134	425,16	90.710	34.985	0	90.710	0,25%	NETFLIX INC
ELI LILLY & CO	U.S.A.	HEALTH CARE	128	486,10	115.776	54.844	0	115.776	0,31%	ELI LILLY & CO
NVIDIA CORPORATION DISEÑA	U.S.A.	INFORMATION TECHNOLOGY	4.238	43,90	523.518	341.631	0	523.518	1,42%	NVIDIA CORPORATION
INTUIT INC	U.S.A.	INFORMATION TECHNOLOGY	1	451,50	33.126	10.934	0	33.126	0,09%	INTUIT INC
METLIFE INC	U.S.A.	FINANCIAL	355	54,86	24.896	5.922	0	24.896	0,07%	METLIFE INC
AC.ACCTURE PLC-CL A	IRELAND	INFORMATION TECHNOLOGY	0	313,94	30.869	0	-277	30.869	0,08%	ACCTURE LTD
AUTO TRADER GROUP PLC	G. BRITAIN	TELECOMMUNICATION SERVICES	2.366	6,15	18.960	4.614	0	18.960	0,05%	AUTO TRADER GROUP PLC
AC.BLACKROCK INC	U.S.A.	FINANCIAL	0	692,92	30.130	4.272	0	30.130	0,08%	BLACKROCK INC
BANCO BILBAO VIZCAYA ARGENTARIA	SPAIN	FINANCIAL	1.295	6,78	24.717	6.810	0	24.717	0,07%	BANCO BILBAO VIZCAYA ARG
BUNZL	G. BRITAIN	CONSUMER DISCRETIONARY	643	30,40	19.352	85	0	19.352	0,05%	BUNZL
STEEL DYNAMICS INC	U.S.A.	COMMODITIES	460	103,36	59.592	12.687	0	59.592	0,16%	STEEL DYNAMICS
TELEFONICA	SPAIN	TELECOMMUNICATION SERVICES	2.583	3,65	11.757	919	0	11.757	0,03%	TELEFONICA SA
VERIZON COMMUNICATIONS INC	U.S.A.	TELECOMMUNICATION SERVICES	506	35,93	20.863	3.139	0	20.863	0,06%	VERIZON COMMUNICATIONS
INDITEX	SPAIN	CONSUMER DISCRETIONARY	57	34,61	17.617	4.467	0	17.617	0,05%	INDUSTRIA DE DISEÑO TEXTIL SA
RECRUIT HOLDINGS CO LTD	JAPAN	INDUSTRIAL	5	5.141,03	40.063	14.138	0	40.063	0,11%	RECRUIT HOLDINGS CO LTD
FORTESCUE METALS GROUP LTD	AUSTRALIA	COMMODITIES	683	22,03	14.633	0	-315	14.633	0,04%	FORTESCUE METALS GROUP LTD
NIPPON EXPRESS HOLDINGS INC	JAPAN	INDUSTRIAL	1	8.396,68	8.629	0	-2.102	8.629	0,02%	NIPPON EXPRESS HOLDINGS INC
SODEXHO ALLIANCE	FRANCE	CONSUMER DISCRETIONARY	3	71,49	22.344	3.326	0	22.344	0,06%	SODEXHO ALLIANCE
ARCH CAPITAL GROUP LTD	BERMUDAS	FINANCIAL	6	98,92	56.785	1.597	0	56.785	0,15%	ARCH CAPITAL GROUP LTD
MOTOROLA SOLUTIONS INC	U.S.A.	INFORMATION TECHNOLOGY	2	309,86	67.383	14.297	0	67.383	0,18%	MOTOROLA SOLUTIONS INC
COMMONWEALTH BANK OF AUSTRALIA	AUSTRALIA	FINANCIAL	321	101,53	40.876	8.536	0	40.876	0,11%	COMMONWEALTH BANK OF AUSTRALIA
GENERAL MILLS INC	U.S.A.	CONSUMER DISCRETIONARY	3	81,16	17.242	0	-4.328	17.242	0,05%	GENERAL MILLS INC
FOX CORP	U.S.A.	TELECOMMUNICATION SERVICES	10	33,29	35.642	1.979	0	35.642	0,10%	FOX CORP
DBS GROUP HOLDINGS LTD	SINGAPUR	FINANCIAL	4	28,61	13.563	2.901	0	13.563	0,04%	DBS GROUP HOLDINGS LTD
ROYALTY PHARMA PLC	G. BRITAIN	HEALTH CARE	5	28,04	14.005	0	-679	14.005	0,04%	ROYALTY PHARMA PLC
BAKER HUGHES CO	U.S.A.	ENERGY	17	31,28	59.845	7.883	0	59.845	0,16%	BAKER HUGHES CO

Plan de Pensiones Individual Mixto Responsable DB

Analysis of the Investment Portfolio DB PREVISIÓN 15, F.P 1st Half Year 2024

Equities

Value name	Country	Sector	Titles	Average exchange	Cash	Capital gain	unrealised capital gains	Realization value	% Total	Issuing entity
HYDRO ONE LTD	CANADA	UTILITIES	1.090	36,80	43.428	2.791	0	43.428	0,12%	HYDRO ONE LTD
LOBLAW COS LTDR INC	CANADA	CONSUMER DISCRETIONARY	2	134,92	29.132	4.349	0	29.132	0,08%	LOBLAW COS LTDR INC
RIO TINTO LTD	AUSTRALIA	COMMODITIES	115	115,42	13.691	510	0	13.691	0,04%	RIO TINTO LTD
AMERICAN WATER WORKS CO	U.S.A.	UTILITIES	142	147,84	18.325	0	-2.129	18.325	0,05%	AMERICAN WATER WORK CO
PEMBINA PIPELINE CORP	CANADA	FINANCIAL	831	42,16	42.190	7.152	0	42.190	0,11%	PEMBINA PIPELINE CORP
UMICORE SA	BELGIUM	COMMODITIES	15	26,13	8.671	0	-7.478	8.671	0,02%	UMICORE
BEST BUY CO INC	U.S.A.	CONSUMER DISCRETIONARY	205	78,82	17.309	1.525	0	17.309	0,05%	BEST BUY CO INC
31 GRP	G. BRITAIN	FINANCIAL	2.546	19,69	78.054	28.653	0	78.054	0,21%	31 GRP
AC.CARLSBERG AS-B	DENMARK	CONSUMER DISCRETIONARY	19	1.058,71	16.136	0	-4.339	16.136	0,04%	CARLSBERG B
NXP SEMICONDUCTORS NV	HOLLAND	INFORMATION TECHNOLOGY	189	209,89	50.987	12.839	0	50.987	0,14%	NXP SEMICONDUCTORS NV
TOKYO ELECTRON LTD (JT)	JAPAN	INFORMATION TECHNOLOGY	1	20.784,16	40.612	14.158	0	40.612	0,11%	TOKYO ELECTRON LTD
LINDE PLC NEW (US)	IRELAND	COMMODITIES	193	370,03	84.784	15.066	0	84.784	0,23%	LINDE PLC
TESCO PLC	G. BRITAIN	CONSUMER DISCRETIONARY	130.047	2,60	62.866	10.142	0	62.866	0,17%	TESCO PLC
TRANE TECHNOLOGIES PLC	IRELAND	INDUSTRIAL	197	185,70	64.782	29.118	0	64.782	0,18%	TRANE TECHNOLOGIES PLC
SHIN-ETSU CHEMICAL CO LTD	JAPAN	COMMODITIES	3	4.701,95	21.777	3.820	0	21.777	0,06%	SHIN-ETSU CHEMICAL CO LTD
CARDINAL HEALTH INC	U.S.A.	HEALTH CARE	484	103,66	47.538	0	-1.544	47.538	0,13%	CARDINAL HEALTH
BROADCOM INC	U.S.A.	TELECOMMUNICATION SERVICES	82	1.038,08	131.877	48.145	0	131.877	0,36%	BROADCOM LTD
KIMBERLY-CLARK CORP	U.S.A.	CONSUMER DISCRETIONARY	2	137,16	27.605	1.064	0	27.605	0,07%	KIMBERLY-CLARK CORP
WESFARMERS LTD	AUSTRALIA	INDUSTRIAL	502	49,16	32.712	8.223	0	32.712	0,09%	WESFARMERS LTD
KLA CORP	U.S.A.	INDUSTRIAL	85	456,05	32.260	3.260	0	70.033	0,19%	KLA CORP
ONEOK INC	U.S.A.	ENERGY	744	66,27	60.667	12.318	0	60.667	0,16%	ONEOK INC
FAIR ISAAC CORP	U.S.A.	INFORMATION TECHNOLOGY	62	787,20	91.708	44.418	0	91.708	0,25%	FAIR ISAAC CORP
DAIICHI SANKYO CO LTD	JAPAN	INDUSTRIAL	6	4.257,65	32.141	5.077	0	32.141	0,09%	DAIICHI SANKYO CO LTD
AIA GROUP LTD	HONG KONG	FINANCIAL	359	76,68	19.016	0	-8.093	19.016	0,05%	AIA GROUP LTD
SUMITOMO MITSUI FINANCIAL GR	JAPAN	FINANCIAL	2	6.462,79	24.961	8.511	0	24.961	0,07%	SUMITOMO MITSUI FINANCIAL GR
SONY CORPORATION (JP)	JAPAN	INDUSTRIAL	2	13.069,28	23.809	0	-1.182	23.809	0,06%	SONY CORPORATION
mitsubishi UFJ FINANCIAL GROUP INC	JAPAN	FINANCIAL	17	1.005,20	29.174	10.547	0	29.174	0,08%	mitsubishi UFJ FIN GRP
KDDI CORP	JAPAN	TELECOMMUNICATION SERVICES	3	4.472,89	12.376	0	-1.915	12.376	0,03%	KDDI CORP
HITACHI LTD	JAPAN	INDUSTRIAL	12	1.927,99	41.904	17.413	0	41.904	0,11%	HITACHI LTD
FREEMPORT MC MORAN COPPER	U.S.A.	INDUSTRIAL	5	53,82	24.360	0	-2.234	24.360	0,07%	FREEMPORT-MCMORAN INC
COCA-COLA EUROPEAN PARTNERS (USD)	G. BRITAIN	CONSUMER DISCRETIONARY	4	65,87	26.118	3.591	0	26.118	0,07%	COCA-COLA EUROPEAN PARTNERS PL
WOOLWORTHS GROUP LTD	AUSTRALIA	INDUSTRIAL	841	38,60	28.432	0	-3.247	28.432	0,08%	WOOLWORTHS GROUP LTD
SHERWIN-WILLIAMS CO/THE	U.S.A.	INDUSTRIAL	185	272,89	55.154	6.081	0	55.154	0,15%	SHERWIN-WILLIAMS CO/THE
TAKEDA PHARMACEUTICAL CO LTD	JAPAN	HEALTH CARE	3	4.458,96	12.137	0	-1.864	12.137	0,03%	TAKEDA PHARMACEUTICAL
HONDA MOTOR CO LTD	JAPAN	INDUSTRIAL	9	1.130,23	15.011	4.365	0	15.011	0,04%	HONDA MOTOR CO LTD
ARCHER-DANIELS-MIDLAND CO	U.S.A.	CONSUMER DISCRETIONARY	343	84,19	20.708	0	-7.628	20.708	0,06%	ARCHER DANIELS MIDLAND
BERKELEY GROUP HOLDINGS PLC	G. BRITAIN	CONSUMER DISCRETIONARY	1.998	42,66	16.941	1.380	0	16.941	0,05%	BERKELEY GROUP HOLDINGS PLC
TALANX AG	GERMANY	FINANCIAL	311	59,16	23.185	4.785	0	23.185	0,06%	TALANX AG
AC.WAL-MART STORES INC.	U.S.A.	CONSUMER DISCRETIONARY	143	60,82	97.013	10.261	0	97.013	0,26%	WAL MART STORES INC
KAO CORP LTD	JAPAN	CONSUMER DISCRETIONARY	175	5.609,12	11.388	719	0	11.388	0,03%	KAO CORP LTD
SOFTBANK CORP	JAPAN	TELECOMMUNICATION SERVICES	2	6.396,28	24.181	7.960	0	24.181	0,07%	SOFTBANK CORP
KEYERA CORP	CANADA	ENERGY	474	32,96	17.970	2.276	0	17.970	0,05%	KEYERA CORP
CSL LTD	AUSTRALIA	HEALTH CARE	86	270,42	25.519	3.049	0	25.519	0,07%	CSL LTD
NOVO NORDISK A/S-B (SEP23)	DENMARK	HEALTH CARE	13	540,26	129.727	59.933	0	129.727	0,35%	NOVO NORDISK A/S
CENTRICA PLC	G. BRITAIN	UTILITIES	202	1,61	27.298	0	-4.859	27.298	0,07%	CENTRICA PLC
SEVEN & I HOLDINGS CO LTD	JAPAN	CONSUMER DISCRETIONARY	9	1.764,35	17.106	380	0	17.106	0,05%	SEVEN & I HOLDINGS CO LTD
TRANSURBAN GROUP	AUSTRALIA	INDUSTRIAL	1.060	12,20	13.141	696	0	13.141	0,04%	TRANSURBAN FINANCE CO
NATIONAL AUSTRALIA BANK LTD	AUSTRALIA	FINANCIAL	553	29,12	20.053	4.544	0	20.053	0,05%	NATIONAL AUSTRALIA BANK
HONG KONG EXCHANGES & CLEARING	HONG KONG	FINANCIAL	60	285,99	14.962	0	-2.355	14.962	0,04%	HONG KONG EXCHANGES & CLEARING
MURATA MANUFACTURING CO LTD	JAPAN	INFORMATION TECHNOLOGY	6	2.655,50	21.262	2.801	0	21.262	0,06%	MURATA MANUFACTURING CO LTD

Plan de Pensiones Individual Mixto Responsable DB

Analysis of the Investment Portfolio DB PREVISIÓN 15, F.P 1st Half Year 2024

Equities

Value name	Country	Sector	Titles	Average exchange	Cash	Capital gain	unrealised capital gains	Realization value	% Total	Issuing entity
HOYA CORP	JAPAN	HEALTH CARE	1	14.962,99	10.883	1.427	0	10.883	0,03%	HOYA CORP
ALTAGAS LTD	CANADA	INFORMATION TECHNOLOGY	794	26,27	24.531	3.487	0	24.531	0,07%	ALTAGAS LTD
MIZUHO FINANCIAL GROUP	JAPAN	FINANCIAL	6	2.548,51	21.492	3.775	0	21.492	0,06%	MIZUHO FINANCIAL GROUP
MILLEA HOLDINGS INC	JAPAN	FINANCIAL	465	3.411,68	27.952	10.702	0	27.952	0,08%	MILLEA HOLDINGS INC
FAST RETAILING CO LTD	JAPAN	CONSUMER DISCRETIONARY	1	32.996,59	23.599	2.779	0	23.599	0,06%	FAST RETAILING CO LTD
FIRSTSERVICE CORP	CANADA	REAL ESTATE	87	210,59	18.186	234	0	18.186	0,05%	FIRSTSERVICE CORP
NOVOZYMES A/S	DENMARK	COMMODITIES	109	356,17	23.256	3.817	0	23.256	0,06%	NOVOZYMES A/S
TENARIS SA	LUXEMBOURG	ENERGY	1.379	15,62	19.789	0	-1.758	19.789	0,05%	TENARIS
PANDORA A/S	DENMARK	CONSUMER DISCRETIONARY	36	917,28	37.631	4.788	0	37.631	0,10%	PANDORA A/S
SAGAX AB	SWEDEN	REAL ESTATE	151	235,16	23.356	3.253	0	23.356	0,06%	SAGAX AB
BUNGE GLOBAL SA	SWITZERLAND	CONSUMER DISCRETIONARY	4	106,07	46.541	759	0	46.541	0,13%	BUNGE LTD
SYNCHRONY FINANCIAL	U.S.A.	FINANCIAL	758	29,76	59.640	22.809	0	59.640	0,16%	SYNCHRONY FINANCIAL
AC.ENGIE	FRANCE	UTILITIES	2.059	16,12	27.457	0	-5.736	27.457	0,07%	ENGIE SA
TAYLOR WIMPEY	G. BRITAIN	CONSUMER DISCRETIONARY	1.400.658	1,39	19.910	737	0	19.910	0,05%	TAYLOR WIMPEY
C.H.ROBINSON WORLDWIDE INC	U.S.A.	INFORMATION TECHNOLOGY	229	85,72	20.152	721	0	20.152	0,05%	CH ROBINSON WORLDWIDE INC
TARGA RESOURCES CORP	U.S.A.	INDUSTRIAL	34	84,15	43.634	15.543	0	43.634	0,12%	TARGA RESOURCES CORP
COINBASE GLOBAL INC	U.S.A.	FINANCIAL	1	261,01	20.121	0	-3.240	20.121	0,05%	COINBASE GLOBAL INC
GIVAUDAN	SWITZERLAND	COMMODITIES	52	4.061,01	22.122	1.273	0	22.122	0,06%	GIVAUDAN SA
RELIANCE INC	U.S.A.	COMMODITIES	0	328,70	46.918	0	-6.921	46.918	0,13%	RELIANCE INC
GODADDY INC	U.S.A.	INFORMATION TECHNOLOGY	0	122,05	59.726	8.149	0	59.726	0,16%	GODADDY INC
SERVICENOW INC	U.S.A.	ENERGY	52	738,01	41.120	2.201	0	41.120	0,11%	NOW US EQUITY
CARLISLE COS INC	U.S.A.	INDUSTRIAL	134	372,35	54.464	3.972	0	54.464	0,15%	CARLISLE COS INC
AC.ORACLE CORP.	U.S.A.	INFORMATION TECHNOLOGY	4	120,33	52.455	7.357	0	52.455	0,14%	ORACLE CORP
WILLIAMS-SONOMA INC	U.S.A.	CONSUMER STAPLES	2	287,83	52.186	0	-1.483	52.186	0,14%	WILLIAMS-SONOMA INC
AECOM TECHNOLOGY CORP	U.S.A.	INFORMATION TECHNOLOGY	5	93,51	47.963	0	-3.374	47.963	0,13%	AECOM TECHNOLOGY CORP
EQUITABLE HOLDINGS INC	U.S.A.	FINANCIAL	11	35,78	44.546	5.195	0	44.546	0,12%	EQUITABLE HOLDINGS INC
AMERICAN INTERNATIONAL GROUP	U.S.A.	FINANCIAL	797	73,45	59.178	107	0	59.178	0,16%	AMERICAN INTERNATIONAL GROUP
UNITED THERAPEUTICS CORP	U.S.A.	HEALTH CARE	145	272,51	46.087	7.218	0	46.087	0,13%	UNITED THERAPEUTICS CORP
GENERAL MOTORS CO	U.S.A.	CONSUMER STAPLES	670	45,47	31.137	1.094	0	31.137	0,08%	GENERAL MOTORS FINL CO
REXEL SA	FRANCE	INDUSTRIAL	1.015	27,96	24.522	0	-3.856	24.522	0,07%	REXEL SA
COSTAR GROUP INC	U.S.A.	INDUSTRIAL	3	88,61	25.466	0	-4.540	25.466	0,07%	COSTAR GROUP INC
TEVA PHARMACEUTICAL	U.S.A.	HEALTH CARE	2.880	17,27	46.808	0	-2.408	46.808	0,13%	TEVA PHARMACEUTICAL
IA FINANCIAL CORP INC	CANADA	INFORMATION TECHNOLOGY	229	90,36	19.639	0	-815	19.639	0,05%	IA FINANCIAL CORP INC
VERISK ANALYTICS INC - CLASS A	U.S.A.	INFORMATION TECHNOLOGY	228	249,19	61.390	5.440	0	61.390	0,17%	VERISK ANALYTICS INC
AC.MUENCHENER RUECKVER AG-REG	GERMANY	FINANCIAL	58	466,05	27.086	55	0	27.086	0,07%	MUNICH RE
GEN DIGITAL INC	U.S.A.	INFORMATION TECHNOLOGY	1.756	24,95	43.858	440	0	43.858	0,12%	GEN DIGITAL INC
			1.683.509		9.628.737	2.047.553	-177.983	9.628.737	26,14%	

Plan de Pensiones Individual Mixto Responsable DB

Analysis of the Investment Portfolio DB PREVISIÓN 15, F.P 1st Half Year 2024

Government Bonds

Value name	Country	Sector	Total Nominal	Average exchange	Cash	Capital gain	unrealised capital gains	Realization value	% Total	issuing entity
US TREASURY N/B T 1,875 15/02/2051	U.S.A.	GOVERNMENT	266.952	65,02	157.238	0	-16.849	154.642	0,43%	US TREASURY N/B
US TREASURY N/B T 2,375 15/05/2051	U.S.A.	GOVERNMENT	247.351	73,46	163.132	0	-17.262	162.203	0,44%	US TREASURY N/B
US TREASURY N/B T 1,875 15/02/2041	U.S.A.	GOVERNMENT	205.348	68,13	141.519	1.432	0	139.490	0,38%	US TREASURY N/B
US TREASURY N/B T 2,25 15/05/2041	U.S.A.	GOVERNMENT	260.419	77,62	188.636	0	-12.047	187.574	0,51%	US TREASURY N/B
US TREASURY N/B T 1,75 31/01/2029	U.S.A.	GOVERNMENT	480.701	89,28	431.656	1.437	0	424.365	1,17%	US TREASURY N/B
US TREASURY N/B T 1,375 31/12/2028	U.S.A.	GOVERNMENT	466.700	88,72	409.419	303	0	409.343	1,11%	US TREASURY N/B
US TREASURY N/B T 0,5% 28/02/2026	U.S.A.	GOVERNMENT	616.044	92,40	574.420	6.529	0	566.660	1,56%	US TREASURY N/B
US TREASURY N/B T 0,375 31/01/2026	U.S.A.	GOVERNMENT	709.384	91,95	662.002	5.542	0	649.509	1,80%	US TREASURY N/B
US TREASURY N/B T 2.75% 15/08/2023	U.S.A.	GOVERNMENT	329.490	91,85	296.090	0	-6.958	291.712	0,80%	US TREASURY N/B
US TREASURY N/B T 1,125% 15/02/2031	U.S.A.	GOVERNMENT	396.695	83,06	325.513	0	-4.013	320.739	0,88%	US TREASURY N/B
EXELON CORP 4.05% 15/04/2030	U.S.A.	UTILITIES	221.216	94,33	209.438	1.177	0	207.177	0,57%	EXELON CORP
EUROPEAN INVESTMENT BANK 2,25 15/03/30	EUROPEAN UNION	GOVERNMENT	3.375.000	96,07	3.280.829	10.542	0	3.253.050	8,91%	EUROPEAN INVESTMENT BANK
KFW 0% 15/09/2028	GERMANY	GOVERNMENT	2.600.000	86,19	2.305.810	7.482	0	2.248.378	6,26%	KFW
KFW 0,01% 05/05/2027	GERMANY	GOVERNMENT	4.300.000	91,03	3.960.410	28.486	0	3.942.850	10,75%	KFW
LAND HESSEN 2,875 04.07.2033	GERMANY	GOVERNMENT	3.375.000	96,70	3.449.096	81.757	0	3.345.517	9,36%	LAND HESSEN
KFW 3,25% 24/03/2031	GERMANY	GOVERNMENT	2.675.000	103,04	2.759.624	0	-17.366	2.738.826	7,49%	KFW
			20.525.300		19.314.832	144.688	-74.495	19.042.035	52,44%	

Plan de Pensiones Individual Mixto Responsable DB

Analysis of the Investment Portfolio DB PREVISIÓN 15, F.P 1st Half Year 2024

Corporate Bonds

Value name	Country	Sector	Total Nominal	Average exchange	Cash	Capital gain	unrealised capital gains	Realization value	% Total	issuing entity
GENERAL MOTORS FINL 3.8% 07/04/2025	U.S.A.	CONSUMER STAPLES	216.549	98,16	215.186	2.470	0	212.361	0,58%	GENERAL MOTORS
WELLTOWER INC 4% 01/06/2025	U.S.A.	REAL ESTATE	118.542	98,38	117.068	783	0	116.516	0,32%	WELLTOWER INC
AIR LEASE CORP 1,875 15/08/2026	U.S.A.	INDUSTRIAL	216.549	91,02	202.305	2.379	0	197.995	0,55%	AIR LEASE CORP
WALT DISNEY COMPANY 2% 01/09/2029	U.S.A.	TELECOMMUNICATION SERVICES	42.003	86,51	36.718	76	0	36.132	0,10%	WALT DISNEY CO/THE
ANHEUSER-BUSCH INBEV 4,75% 23/01/29	U.S.A.	CONSUMER DISCRETIONARY	69.072	99,66	70.085	532	0	68.628	0,19%	ANHEUSER-BUSCH INBEV SA/NV
US BANCORP 5,727% 21/10/2026	U.S.A.	FINANCIAL	91.473	100,04	92.643	916	0	91.718	0,25%	US BANCORP
EQUINIX INC 3.2% VTO.18.11.2029	U.S.A.	REAL ESTATE	154.944	89,43	140.256	1.879	0	139.356	0,38%	EQUINIX INC
UNION PACIFIC CORP 2,375% 20/05/2031	U.S.A.	INDUSTRIAL	162.412	86,19	138.229	0	-1.405	137.477	0,38%	UNION PACIFIC CORP
T-MOBILE USA INC 3.30% VTO. 15.02.2051	U.S.A.	TELECOMMUNICATION SERVICES	130.676	70,94	89.850	0	-4.019	87.982	0,24%	T-MOBILE US INC
WARNERMEDIA HOLDINGS INC 4,279% 15/03/32	U.S.A.	TELECOMMUNICATION SERVICES	84.006	89,49	74.290	0	-1.399	72.978	0,20%	WARNERMEDIA HOLDINGS INC
ORACLE CORP 3,60% 01/04/2040	U.S.A.	INFORMATION TECHNOLOGY	140.943	77,99	109.672	0	-973	108.109	0,30%	ORACLE CORP
JPMORGAN CHASE & CO 4,912% 25/07/2033	U.S.A.	FINANCIAL	141.877	97,78	140.679	0	-161	137.500	0,38%	JPMORGAN CHASE & CO
QUALCOMM INC 6% 20/05/2053	U.S.A.	INFORMATION TECHNOLOGY	125.076	111,67	135.271	0	-4.152	134.450	0,37%	QUALCOMM INC
AT&T INC 3,5 VTO 15/09/2053	U.S.A.	TELECOMMUNICATION SERVICES	168.012	71,22	115.595	0	-5.081	113.673	0,31%	AT&T INC
DOW CHEMICAL 6,9% 15/05/2053	U.S.A.	HEALTH CARE	55.071	110,66	61.704	346	0	61.234	0,17%	DOW CHEMICAL
CONSTELLATION BRANDS INC 2,25% 01/08/31	U.S.A.	CONSUMER DISCRETIONARY	93.340	82,83	77.463	1.691	0	75.843	0,21%	CONSTELLATION BRANDS INC
AVGO 4.11 09/15/28	U.S.A.	INDUSTRIAL	68.138	95,42	66.504	2.264	0	65.499	0,18%	BROADCOM INC
BPIFRANCE SACA 2,125% 29/11/2027	FRANCE	FINANCIAL	2.200.000	95,65	2.147.932	3.793	0	2.108.168	5,83%	BPIFRANCE SACA
NEDER WATERSCHAPS BANK 3% 20/04/2033	HOLLAND	FINANCIAL	2.300.000	99,30	2.306.366	8.731	0	2.292.580	6,26%	NEDER WATERSCHAPS BANK
CHENIERE ENERGY INC 4,625% 15/10/2028	U.S.A.	ENERGY	72.805	94,63	71.290	1.844	0	70.422	0,19%	CHENIERE ENERGY INC
Plan de Pensiones Individual Mixto Responsable DB	U.S.A.	UTILITIES	89.606	96,92	85.771	0	-1.874	84.571	0,23%	SAN DIEGO G & E
JM SMUCKER CO 6,2% 15/11/2033	U.S.A.	CONSUMER DISCRETIONARY	115.742	99,62	122.288	5.042	0	121.377	0,33%	JM SMUCKER
BANK OF AMERICA CORP 5,872% 15/09/2034	U.S.A.	FINANCIAL	143.744	105,04	150.109	0	-1.439	147.745	0,41%	BANK OF AMERICA CORP
MERCK 4,5% 17/05/2033	U.S.A.	HEALTH CARE	108.274	99,05	105.112	0	-1.979	104.505	0,29%	MERCK & CO INC
HOME DEPOT 4,95% 15/09/52	U.S.A.	CONSUMER STAPLES	188.547	95,25	177.144	0	-3.491	174.370	0,48%	HOME DEPOT INC/THE
ENTERPRISE PRODUCTS OPER 3,3% 15/02/2053	U.S.A.	ENERGY	43.870	70,07	30.134	0	-774	29.533	0,08%	ENTERPRISE PRODUCTS OPER
ELEVANCE HEALTH INC 4,75% 15/02/2033	U.S.A.	HEALTH CARE	137.210	96,61	134.830	1.560	0	132.253	0,37%	ELEVANCE HEALTH INC
HCA INC 5,6% 01/04/2034	U.S.A.	HEALTH CARE	174.546	100,57	176.930	0	-2.074	173.455	0,48%	HCA INC
MORGAN STANLEY 5.831% 19/04/2035	U.S.A.	FINANCIAL	136.276	103,55	141.025	0	-2.571	139.438	0,38%	MORGAN STANLEY
GOLDMAN SACHS GROUP INC 5,851% 25/04/35	U.S.A.	FINANCIAL	119.475	101,90	123.434	1.946	0	122.161	0,34%	GOLDMAN SACHS GROUP INC
AMGEN INC 5,25% 02/03/2033	U.S.A.	HEALTH CARE	97.074	100,61	98.378	0	-959	96.694	0,27%	AMGEN INC
CITIGROUP INC 5,449 11/06/2035	U.S.A.	FINANCIAL	138.143	100,26	137.367	0	-1.545	136.948	0,37%	CITIGROUP INC
			8.143.994		7.891.626	36.252	-33.893	7.791.670	21,42%	

Plan de Pensiones Individual Mixto Responsable DB

Analysis of the Investment Portfolio DB PREVISIÓN 15, F.P 1st Half Year 2024

Futures

Value name	Country	Sector	Total Nominal	Average exchange	Cash	Capital gain	unrealised capital gains	Realization value	% Total	issuing entity
FUTURO US 10YR TREASURY (CBT)SEP 24	U.S.A.	DERIVATIVES	1.600.000	0,00	175.975	0	0	0	0,00%	DERIVADOS
FUTURO EURO BUND SEP 24	GERMANY	DERIVATIVES	-1.000.000	0,00	-1.316.200	0	0	0	0,00%	DERIVADOS
FUTURO EURO BUXL 30 YR SEP 24	GERMANY	DERIVATIVES	-300.000	0,00	-390.720	0	0	0	0,00%	EUREX
EURO-BOBL FUTURE SEP24	GERMANY	DERIVATIVES	3.300.000	0,00	384.252	0	0	0	0,00%	EUREX
FUTURO EURO SCHATZ VTO SEP24	GERMANY	DERIVATIVES	3.900.000	0,00	4.122.300	0	0	0	0,00%	EUREX
FUT S&P500 EMINI FUT SEP24	U.S.A.	DERIVATIVES	-258.123	0,00	-55.215	0	0	0	0,00%	CHICAGO MARKET EXCHANGE
			7.241.878		2.920.392	0	0	0	0,00%	