



Plan de Pensiones Individual Deutsche Bank Money Market

1st Half Year 2024



Plan de Pensiones Individual Deutsche Bank Money Market

Risk Indicator and Liquidity Alerts Pension Plan & Market Report

Liquidity Alerts

Alert shown if the financial product has potential limitations in terms of its liquidity or early sale:

The value of redemption rights, benefits and exceptional liquidity events depends on the market value of the pension fund's assets and may lead to significant losses.

The payment of benefits or the exercise of redemption rights is only possible upon the occurrence of any of the contingencies or exceptional liquidity events laid down in the pension plan and fund regulation.

Risk Indicator and Return

This information indicates the level of risk associated with the plan and is calculated based on historical data that do not necessarily provide a reliable indication of the future risk profile of the plan. In addition, there is no guarantee that the specified category will remain unaltered, as it may vary over time.

Market Report

Inflation continued its downward path in the first half of 2024. The year-on-year figure for the US is expected to end June slightly above 3.0%, with 2.5% for the Eurozone. Despite these figures, central banks have somewhat slowed down the process of interest rate cuts as previous expectations about price developments were even more optimistic.

Bonds performed negatively in the first half of the year. In the US, the yield on the 10-year Treasury bond rose by 49 basis points to 4.37% in parallel with other shorter maturities. In Europe, the German 10-year benchmark rose by 47 basis points to 2.47%. Corporate fixed income assets experienced smaller declines.

Despite the move in bonds, equities appreciated in the first half of the year, with the main reasons being positive corporate earnings and the optimism generated by developments in AI. The MSCI-World global index increased by 12.5% in the period and the MSCI-Europe index rose by 7.1%.

The fund generated a positive return in the first half of the year. Given its defensive nature, the portfolio was invested in short-term European government bonds and supranational issuers, which were protected from financial market movements and, in particular, from the negative performance of longer-term government bonds in the period.

- 1
- 2
- 3
- 4
- 5
- 6
- 7

Pension Plan Details

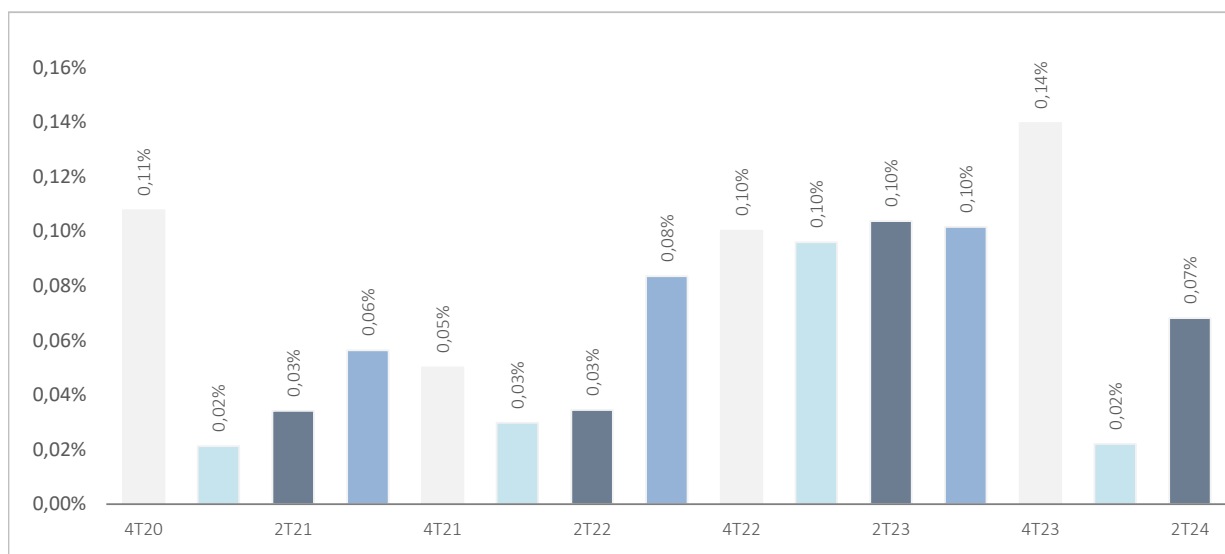
Inverco Class	Short-Term Bonds	
Benchmark Index	100% EGB0	
Launch Date of the Plan	08/03/2001	
Supporting Fund	DZ MONETARIO, F.P	
Fund Manager	Deutsche Zurich Pensiones EGFP, SA	
Fund Custodian	BNP Paribas S.A., Suc. en España	
Fund Auditor	KPMG Auditores, S.L.	
Financial Asset Management company	DWS Investments GmbH, Frankfurt am Main/Alemania	
Currency of Denomination	EURO	
Net Assets	EUROS	26.225.267
Unit Value	EUROS	6,68926
No. of Unit Holders	3.192	
Minimum initial investment	30 EUROS	
Minimum investment (period. contrib.)	30 EUROS per month	
Management fee	0,8500% of net assets	
Custodian fee	0,1960% of net assets	
Other Expenses 2024-06(Audit, Commercial Registry, Notary, etc.)	0,01% of net assets	
Product Code	592	



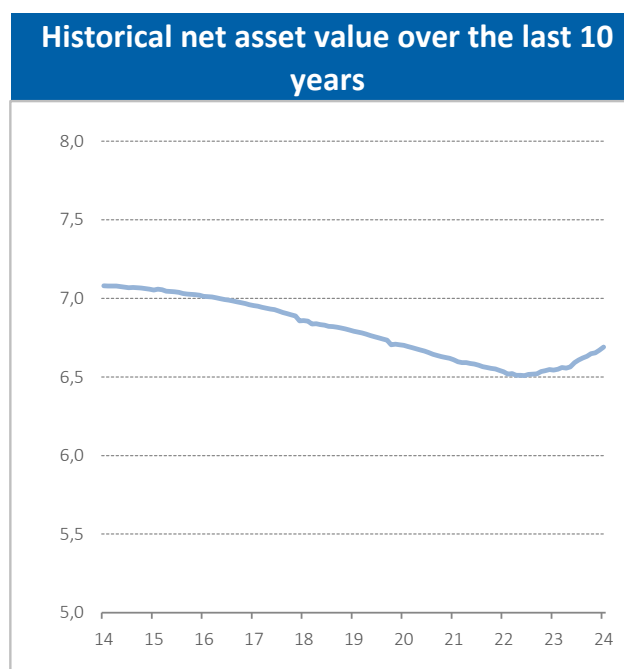
Plan de Pensiones Individual Deutsche Bank Money Market

Historical returns as at 1st Half Year 2024

Historical volatilities 1st Half Year 2024



Returns			
Monthly	0,30%	2023	1,41%
3 months	0,63%	2022	-0,89%
YTD24	1,23%	2021	-1,21%
		2020	-1,38%
		2019	-1,09%
Average 3 years	-0,24%	2018	-1,39%
Average 5 years	-0,64%	2017	-0,99%
Average 10 years	-0,68%	2016	-0,71%
Average 15 years	-0,16%	2015	-0,43%
Average 20 years	0,28%	2014	-0,04%



Source: own data collection.

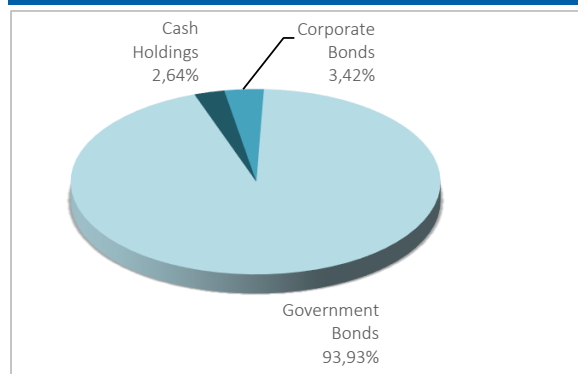
(1) Past returns are no guarantee of future performance. Registered on Registro Administrativo of the D.G.S. with number F0719



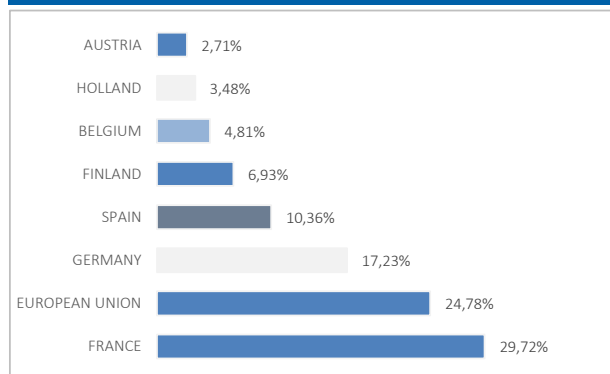
Plan de Pensiones Individual Deutsche Bank Money Market

Portfolio analysis as at 1st Half Year 2024

Portfolio by asset class



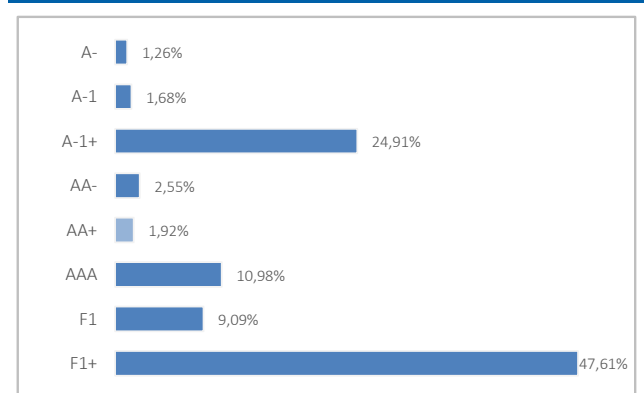
Geographical distribution



Main Stocks

Stock	Country	Sector	%
FINNISH T-BILL 0% 13/08/2024	FINLAND	GOVERNMENT	2,34%
EUROPEAN UNION BILL 0% 05/07/2024	EUROPEAN UNION	GOVERNMENT	2,23%
FRENCH DISCOUNT T-BILL 0% 17/07/2024	FRANCE	GOVERNMENT	2,20%
SAARLAND 3,74% 13/09/2024	GERMANY	GOVERNMENT	2,19%
FRENCH DISCOUNT T-BILL 0% 14/08/2024	FRANCE	GOVERNMENT	2,17%
EUROPEAN UNION BILL 0% 08/11/2024	EUROPEAN UNION	GOVERNMENT	2,17%
ESM TBILL 0% 22/08/2024	EUROPEAN UNION	GOVERNMENT	1,74%
EUROPEAN UNION BILL 0% 06/09/2024	EUROPEAN UNION	GOVERNMENT	1,72%
FRENCH DISCOUNT T-BILL 0% 18/09/2024	FRANCE	GOVERNMENT	1,72%
ESM TBILL 0% 19/09/2024	EUROPEAN UNION	GOVERNMENT	1,72%

Distribution of Assets by Bond Rating



Related Transactions

Information on related transactions pursuant to the provisions of Article 85 ter of the Pension Plans and Funds Regulation: the Management Company may, on behalf of the Pension Fund, conduct related transactions as set out in Article 85 ter of the Pension Plans and Funds Regulation.

For this purpose, the Management Company has a number of procedures in place, as described in its Internal Code of Conduct, to avoid conflicts of interest and ensure, if necessary, that related transactions are conducted in the sole interest of the Pension Funds managed, at prices or on terms equal to or above market prices.



Plan de Pensiones Individual Deutsche Bank Money Market

Additional Information

We remind you that payments into pension plans made before 31/12/2006 could entitle you to a 40% tax reduction under the conditions and terms laid down by current regulations (except for the Basque Country and Navarre, where the reduction will be applied, where appropriate, under the conditions established by the regional regulations in force). Please also note that:

- for claims occurring between 2011 and 2014: the plan should be redeemed before the end of the eighth year after the claim occurs; and
- for claims occurring after 2015: the plan should be redeemed in the tax year in which the claim occurs or in the following two years.

If you are the holder of several pension plans, you can apply the 40% reduction to all of them (if you are entitled to the tax reduction and have made payments into the plans before 31/12/2006), provided that the redemptions (as a whole) are made in the same tax year.

Information related to environmental and/or social characteristics shall be available in the annex to the Management Report of the Annual Accounts.

The investment policy of the Fund, in which your pension plan is invested will be amended with effect from 18 July 2024. These amendments introduce regulatory concepts defined in Article 69 of Royal Decree 304/2004 and do not entail any change in the investment strategy, the risk profile of the financial product or the fees borne by it.

Plan de Pensiones Individual Deutsche Bank Money Market

Analysis of the Investment Portfolio DZ MONETARIO, F.P 1st Half Year 2024

Government Bonds

Value name	Country	Sector	Total Nominal	Average exchange	Cash	Capital gain	unrealised capital gains	Realization value	% Total	issuing entity
SPAIN LETRAS DEL TESORO 05/07/24	SPAIN	GOVERNMENT	546.000	97,15	546.010	235	0	530.681	1,74%	ESTADO ESPAÑOL
SPAIN LETRAS DEL TESORO 09/08/24	SPAIN	GOVERNMENT	197.000	96,71	196.319	79	0	190.598	0,63%	ESTADO ESPAÑOL
TREASURY CERTIFICATES BELGIUM0% 11/07/24	BELGIUM	GOVERNMENT	295.000	97,01	294.736	34	0	286.203	0,94%	BELGIUM KINGDOM
SPAIN LETRAS DEL TESORO 06/09/24	SPAIN	GOVERNMENT	496.000	194,27	492.944	253	0	479.734	1,58%	ESTADO ESPAÑOL
FRENCH DISCOUNT T-BILL 0% 07/08/2023	FRANCE	GOVERNMENT	552.000	98,05	549.985	28	0	541.262	1,76%	FRENCH REPUBLIC
BONOS Y OBLIG DEL ESTADO 0,25% 30/07/24	SPAIN	GOVERNMENT	395.000	97,25	394.914	114	0	384.241	1,26%	ESTADO ESPAÑOL
LETRAS DEL TESORO ESPAÑOL 0% 04/10/2024	SPAIN	GOVERNMENT	295.000	96,51	292.442	269	0	284.985	0,93%	ESTADO ESPAÑOL
KFW 0% 04/07/2024	GERMANY	GOVERNMENT	345.000	97,20	344.941	48	0	335.395	1,10%	KFW
FRENCH DISCOUNT T-BILL 0% 02/10/2024	FRANCE	GOVERNMENT	446.000	97,14	441.915	62	0	433.286	1,41%	FRENCH REPUBLIC
FINNISH T-BILL 0% 13/08/2024	FINLAND	GOVERNMENT	755.000	97,57	751.799	154	0	736.803	2,40%	FINNISH GOVERNMENT
AGENCE FRANCAISE DEVELOP 1,375 17.09.24	FRANCE	GOVERNMENT	500.000	97,70	502.855	125	0	488.616	1,61%	AGENCE FRANCAISE DEVELOP
FRENCH DISCOUNT T-BILL 0% 04/09/2023	FRANCE	GOVERNMENT	296.000	96,79	294.085	9	0	286.514	0,94%	FRENCH REPUBLIC
LETRAS DEL TESORO ESPAÑOL 0% 08/11/2024	SPAIN	GOVERNMENT	277.000	97,63	273.632	119	0	270.565	0,87%	ESTADO ESPAÑOL
SPAIN LETRAS DEL TESORO 0% 06/12/2024	SPAIN	GOVERNMENT	185.000	97,46	182.593	452	0	180.753	0,58%	ESTADO ESPAÑOL
FRENCH DISCOUNT T-BILL 0% 24/07/2024	FRANCE	GOVERNMENT	390.000	98,14	389.130	66	0	382.828	1,24%	FRENCH DISCOUNT T-BILL
EUROPEAN UNION BILL 0% 05/07/2024	EUROPEAN UNION	GOVERNMENT	714.000	98,96	713.786	71	0	706.656	2,28%	EUROPEAN UNION
LETRAS DEL TESORO ESPAÑOL 0% 10/01/2025	SPAIN	GOVERNMENT	350.000	97,65	348.819	267	0	342.032	1,10%	ESTADO ESPAÑOL
DUTCH TREASURY CERT 0% 30/07/2024	HOLLAND	GOVERNMENT	282.000	98,31	281.253	99	0	277.325	0,90%	DUTCH TREASURY CERT
FRENCH DISCOUNT T-BILL 0% 10/07/2024	FRANCE	GOVERNMENT	282.000	98,50	281.777	31	0	277.790	0,90%	FRENCH REPUBLIC
ESM TBILL 0% 22/08/2024	EUROPEAN UNION	GOVERNMENT	560.000	98,13	557.099	79	0	549.632	1,78%	ESM TBILL
FRENCH DISCOUNT T-BILL 0% 21/08/2024	FRANCE	GOVERNMENT	465.000	98,15	462.652	70	0	456.465	1,48%	FRENCH DISCOUNT T-BILL
AUSTRIAN T-BILL 0% 25/07/2024	AUSTRIA	GOVERNMENT	463.000	98,45	461.954	94	0	455.902	1,48%	REPUBLIC OF AUSTRIA
EUROPEAN UNION BILL 0% 09/08/2024	EUROPEAN UNION	GOVERNMENT	467.000	98,20	465.197	19	0	458.633	1,49%	EUROPEAN UNION
SPAIN LETRAS DEL TESORO 0% 07/02/2025	SPAIN	GOVERNMENT	178.000	97,26	174.391	43	0	173.157	0,56%	ESTADO ESPAÑOL
ESM TBILL 0% 19/09/2024	EUROPEAN UNION	GOVERNMENT	555.000	98,14	550.566	121	0	544.781	1,76%	ESM TBILL
FINNISH T-BILL 0% 15/10/2024	FINLAND	GOVERNMENT	465.000	97,80	460.127	63	0	454.823	1,47%	FINNISH GOVERNMENT
AUSTRIAN T-BILL 0% 31/10/2024	AUSTRIA	GOVERNMENT	390.000	97,87	385.367	58	0	381.739	1,23%	REPUBLIC OF AUSTRIA
FRENCH DISCOUNT T-BILL 0% 18/09/2024	FRANCE	GOVERNMENT	555.000	98,12	550.638	133	0	544.712	1,76%	FRENCH DISCOUNT T-BILL
EUROPEAN UNION BILL 0% 06/09/2024	EUROPEAN UNION	GOVERNMENT	555.000	98,17	551.304	22	0	544.844	1,76%	EUROPEAN UNION
ESM TBILL 0,00% 18/07/2024	EUROPEAN UNION	GOVERNMENT	370.000	98,89	369.397	33	0	365.934	1,18%	ESM TBILL
KFW 0% 18/02/2025	GERMANY	GOVERNMENT	265.000	97,02	259.326	73	0	257.163	0,83%	KFW
GERMAN TREASURY BILL 0% 21/08/2024	GERMANY	GOVERNMENT	448.000	98,48	446.035	305	0	441.511	1,43%	GERMAN TREASURY BILL
DUTCH TREASURY CERT 0% 29/08/2024	HOLLAND	GOVERNMENT	277.000	98,29	275.477	83	0	272.358	0,88%	DUTCH TREASURY CERT
GERMAN TREASURY BILL 0% 17/07/2024	GERMANY	GOVERNMENT	370.000	98,70	369.493	95	0	365.270	1,18%	GERMAN TREASURY BILL
GERMAN TREASURY BILL 0% 15/01/2025	GERMANY	GOVERNMENT	93.000	97,24	91.368	77	0	90.508	0,29%	GERMAN TREASURY BILL
GERMAN TREASURY BILL 0% 18/09/2023	GERMANY	GOVERNMENT	278.000	98,12	276.097	272	0	273.046	0,88%	GERMAN TREASURY BILL
FINNISH T-BILL 0% 13/11/2024	FINLAND	GOVERNMENT	527.000	98,00	520.007	96	0	516.550	1,66%	FINNISH GOVERNMENT
FRENCH DISCOUNT T-BILL 0% 02/01/2025	FRANCE	GOVERNMENT	278.000	97,29	273.060	0	-47	270.416	0,87%	FRENCH DISCOUNT T-BILL
FRENCH DISCOUNT T-BILL 0% 29/01/2025	FRANCE	GOVERNMENT	185.000	96,95	181.272	0	-46	179.309	0,58%	FRENCH DISCOUNT T-BILL
FRENCH DISCOUNT T-BILL 0% 30/10/2024	FRANCE	GOVERNMENT	370.000	97,71	365.604	0	-30	361.490	1,17%	FRENCH DISCOUNT T-BILL
FINNISH T-BILL 0% 13/02/2025	FINLAND	GOVERNMENT	445.000	97,00	435.433	28	0	431.668	1,39%	FINNISH GOVERNMENT
TREASURY CERTIFICATES BELGIUM0% 07/11/24	BELGIUM	GOVERNMENT	438.000	98,11	432.525	82	0	429.793	1,38%	BELGIUM KINGDOM
LAND RHEINLAND-PFALZ 3% 15/01/2025	GERMANY	GOVERNMENT	78.000	99,48	78.814	18	0	77.609	0,25%	LAND RHEINLAND-PFALZ
TREASURY CERTIFICATES BELGIUM0% 09/01/25	BELGIUM	GOVERNMENT	529.000	97,76	519.321	16	0	517.164	1,66%	BELGIUM KINGDOM
LETRAS DEL TESORO ESPAÑOL 0% 07/03/2025	SPAIN	GOVERNMENT	177.000	96,93	172.950	56	0	171.619	0,55%	ESTADO ESPAÑOL
FRENCH DISCOUNT T-BILL 0% 17/07/2024	FRANCE	GOVERNMENT	705.000	99,17	703.928	127	0	699.255	2,25%	FRENCH DISCOUNT T-BILL
FRENCH DISCOUNT T-BILL 0% 03/07/2024	FRANCE	GOVERNMENT	535.000	99,14	534.947	54	0	530.432	1,71%	FRENCH DISCOUNT T-BILL
ESM TBILL 0,00% 04/07/2024	EUROPEAN UNION	GOVERNMENT	355.000	99,34	354.929	40	0	352.683	1,13%	ESM TBILL
FRENCH DISCOUNT T-BILL 0% 16/10/2024	FRANCE	GOVERNMENT	355.000	98,30	351.251	85	0	349.064	1,12%	FRENCH REPUBLIC
ESM TBILL 0% 17/10/2024	EUROPEAN UNION	GOVERNMENT	445.000	98,18	440.256	79	0	436.963	1,41%	ESM TBILL
LAND SACHSEN-ANHALT 0% 01.04.2025	GERMANY	GOVERNMENT	176.000	96,84	171.505	48	0	170.493	0,55%	LAND SACHSEN-ANHALT
LAND NIEDERSACHSEN 0,125% 07.03.2025	GERMANY	GOVERNMENT	264.000	97,18	258.241	109	0	256.672	0,83%	LAND NIEDERSACHSEN

Plan de Pensiones Individual Deutsche Bank Money Market

Analysis of the Investment Portfolio DZ MONETARIO, F.P 1st Half Year 2024

Government Bonds

Value name	Country	Sector	Total Nominal	Average exchange	Cash	Capital gain	unrealised capital gains	Realization value	% Total	issuing entity
TREASURY CERTIFICATES 0% 13/03/25	BELGIUM	GOVERNMENT	264.000	97,01	257.764	143	0	256.242	0,82%	BELGIUM KINGDOM
EUROPEAN UNION BILL 0% 04/10/2024	EUROPEAN UNION	GOVERNMENT	535.000	98,20	529.992	21	0	525.375	1,69%	EUROPEAN UNION
FRENCH DISCOUNT T-BILL 0% 26/03/2025	FRANCE	GOVERNMENT	267.000	96,84	260.304	32	0	258.606	0,83%	FRENCH DISCOUNT T-BILL
DUTCH TREASURY CERT 0% 27/09/2024	HOLLAND	GOVERNMENT	360.000	98,40	357.127	223	0	354.463	1,14%	DUTCH TREASURY CERT
FRENCH DISCOUNT T-BILL 0% 26/02/2025	FRANCE	GOVERNMENT	178.000	97,01	173.972	30	0	172.710	0,56%	FRENCH DISCOUNT T-BILL
AGENCE FRANCAISE DEVELOP 0% 25/03/2025	FRANCE	GOVERNMENT	200.000	96,68	194.764	51	0	193.421	0,62%	AGENCE FRANCAISE DEVELOP
LAND HESSEN 0% 10.03.2025	GERMANY	GOVERNMENT	440.000	97,10	429.629	235	0	427.463	1,37%	LAND HESSEN
FRENCH DISCOUNT T-BILL 0% 31/07/2024	FRANCE	GOVERNMENT	177.000	99,26	176.474	5	0	175.687	0,56%	FRENCH DISCOUNT T-BILL
ESM TBILL 0,00% 21.11.2024	EUROPEAN UNION	GOVERNMENT	525.000	98,30	517.640	47	0	516.113	1,65%	ESM TBILL
FRENCH DISCOUNT T-BILL 0% 14/08/2024	FRANCE	GOVERNMENT	700.000	99,07	696.934	84	0	693.546	2,23%	FRENCH DISCOUNT T-BILL
KFW 0.625% 15/01/2025	GERMANY	GOVERNMENT	265.000	98,19	261.724	103	0	260.304	0,84%	KFW
FRENCH DISCOUNT T-BILL 0% 24.04.2025	FRANCE	GOVERNMENT	175.000	96,75	170.182	12	0	169.320	0,54%	FRENCH DISCOUNT T-BILL
EUROPEAN UNION BILL 0% 08/11/2024	EUROPEAN UNION	GOVERNMENT	705.000	98,29	696.054	78	0	693.044	2,22%	EUROPEAN UNION
FRENCH DISCOUNT T-BILL 0% 14/11/2024	FRANCE	GOVERNMENT	177.000	98,24	174.639	28	0	173.910	0,56%	FRENCH DISCOUNT T-BILL
ESM TBILL 0,00% 08/08/2024	EUROPEAN UNION	GOVERNMENT	530.000	99,07	528.002	61	0	525.122	1,69%	ESM TBILL
FRENCH DISCOUNT T-BILL 0% 27/11/2024	FRANCE	GOVERNMENT	265.000	98,13	261.147	42	0	260.090	0,83%	FRENCH DISCOUNT T-BILL
AGENCE FRANCAISE DEVELOP 2,25% 27.05.25	FRANCE	GOVERNMENT	100.000	98,56	98.960	44	0	98.609	0,32%	AGENCE FRANCAISE DEVELOP
SPAIN LETRAS DEL TESORO 0% 09/05/2025	SPAIN	GOVERNMENT	176.000	96,92	171.033	55	0	170.632	0,55%	ESTADO ESPAÑOL
LAND HESSEN 0% 25.04.2025	GERMANY	GOVERNMENT	175.000	96,97	170.203	185	0	169.874	0,54%	LAND HESSEN
FRENCH DISCOUNT T-BILL 0% 25/09/2024	FRANCE	GOVERNMENT	520.000	99,09	515.492	16	0	515.258	1,65%	FRENCH DISCOUNT T-BILL
SAARLAND 3,74% 13/09/2024	GERMANY	GOVERNMENT	700.000	100,02	701.369	11	0	700.137	2,24%	SAARLAND
FRENCH DISCOUNT T-BILL 0% 21/05/2025	FRANCE	GOVERNMENT	264.000	96,75	256.064	169	0	255.592	0,82%	FRENCH DISCOUNT T-BILL
EUROPEAN UNION BILL 0% 06/12/2024	EUROPEAN UNION	GOVERNMENT	529.000	98,29	520.827	0	-26	519.904	1,66%	EUROPEAN UNION
ESM TBILL 0,00% 19/12/2024	EUROPEAN UNION	GOVERNMENT	440.000	98,21	432.612	28	0	432.130	1,38%	ESM TBILL
DUTCH TREASURY CERT 0% 30/10/2024	HOLLAND	GOVERNMENT	176.000	98,65	174.027	51	0	173.677	0,56%	DUTCH TREASURY CERT
FRENCH DISCOUNT T-BILL 0% 28/08/2024	FRANCE	GOVERNMENT	440.000	99,17	437.444	0	-4	436.339	1,40%	FRENCH DISCOUNT T-BILL
GERMAN TREASURY BILL 0% 20/11/2024	GERMANY	GOVERNMENT	176.000	98,44	173.740	130	0	173.382	0,56%	GERMAN TREASURY BILL
KFW 0% 15/11/2024	GERMANY	GOVERNMENT	264.000	98,45	260.587	60	0	259.958	0,83%	KFW
ESM TBILL 0,00% 05/09/2024	EUROPEAN UNION	GOVERNMENT	530.000	99,14	526.518	0	-2	525.435	1,68%	ESM TBILL
			30.467.000		30.194.688	6.941	-156	29.884.265	96,48%	

Deutsche Bank

Plan de Pensiones Individual Deutsche Bank Money Market

Analysis of the Investment Portfolio DZ MONETARIO, F.P 1st Half Year 2024

Corporate Bonds

Value name	Country	Sector	Total Nominal	Average exchange	Cash	Capital gain	Realised capital g.	Realization value	% Total	issuing entity
INVESTITIONSBANK BERLIN 0,01 30/07/24	GERMANY	FINANCIAL	400.000	96,72	398.949	106	0	386.970	1,27%	INVESTITIONSBANK BERLIN
INVESTITIONSBANK BERLIN 3,125 30/09/24	GERMANY	FINANCIAL	300.000	99,50	306.576	106	0	298.604	0,98%	INVESTITIONSBANK BERLIN
INVESTITIONSBANK BERLIN 0,25 29/11/24	GERMANY	FINANCIAL	400.000	98,12	395.087	60	0	392.536	1,26%	INVESTITIONSBANK BERLIN
			1.100.000		1.100.612	272	0	1.078.110	3,52%	

Deutsche Bank

Plan de Pensiones Individual Deutsche Bank Money Market

Analysis of the Investment Portfolio DZ MONETARIO, F.P 1st Half Year 2024

Futures

Value name	Country	Sector	Total Nominal	Average exchange	Cash	Capital gain	unrealised capital gains	Realization value	% Total	issuing entity
FUTURO US 10YR TREASURY (CBT)SEP 24	U.S.A.	DERIVATIVES	300.000	0,00	32.995	0	0	0		DERIVADOS
FUTURO EURO BUXL 30 YR SEP 24	GERMANY	DERIVATIVES	-300.000	0,00	-390.720	0	0	0		EUREX
EURO-BOBL FUTURE SEP24	GERMANY	DERIVATIVES	1.400.000	0,00	163.016	0	0	0		EUREX
FUTURO EURO SCHATZ VTO SEP24	GERMANY	DERIVATIVES	3.500.000	0,00	3.699.500	0	0	0		EUREX
			4.900.000		3.504.791	0	0	0		