



# Plan de Pensiones Individual Destino Futuro 2030 DB

1st Half Year 2024

# Deutsche Bank

## Plan de Pensiones Individual Destino Futuro 2030 DB

### Risk Indicator and Liquidity Alerts Pension Plan & Market Report



#### Liquidity Alerts

Alert shown if the financial product has potential limitations in terms of its liquidity or early sale:

The value of redemption rights, benefits and exceptional liquidity events depends on the market value of the pension fund's assets and may lead to significant losses.

The payment of benefits or the exercise of redemption rights is only possible upon the occurrence of any of the contingencies or exceptional liquidity events laid down in the pension plan and fund regulation.

#### Risk Indicator and Return

This information indicates the level of risk associated with the plan and is calculated based on historical data that do not necessarily provide a reliable indication of the future risk profile of the plan. In addition, there is no guarantee that the specified category will remain unaltered, as it may vary over time.

#### Market Report

Inflation continued its downward path in the first half of 2024. The year-on-year figure for the US is expected to end June slightly above 3.0%, with 2.5% for the Eurozone. Despite these figures, central banks have somewhat slowed down the process of interest rate cuts as previous expectations about price developments were even more optimistic.

Bonds performed negatively in the first half of the year. In the US, the yield on the 10-year Treasury bond rose by 49 basis points to 4.37% in parallel with other shorter maturities. In Europe, the German 10-year benchmark rose by 47 basis points to 2.47%. Corporate fixed income assets experienced smaller declines.

Despite the move in bonds, equities appreciated in the first half of the year, with the main reasons being positive corporate earnings and the optimism generated by developments in AI. The MSCI-World global index increased by 12.5% in the period and the MSCI-Europe index rose by 7.1%.

The fund generated a positive return very similar to the performance of its benchmark index. This performance was driven by the riskier assets in the portfolio, both equities and corporate bonds, as government bonds performed negatively during the period.

The fixed income portfolio started the year with a duration of 4 years, which was subsequently neutralized to 6 years and increased to 7.5 years by the end of the

half year, above the fund's long-term benchmark. This active management of duration had a positive effect on the fund's performance. The corporate bond or credit position remained close to 44% of the fund on a stable basis in the period, which helped to mitigate the negative performance of government bonds.

Equities had a weighting of between 14% and 16% of the fund until May, when it rose to 17%, equal to the long-term benchmark. The composition of the equity portfolio generated a very positive result, even outperforming its benchmark, the MSCI-Europe index. The sector that had the greatest impact on the positive performance of the portfolio was the financial sector, due to its strong performance and high weighting in the portfolio. In addition, the materials sector had a very positive impact, mainly due to stock selection. By country, most groups generated a positive impact on the portfolio's performance, but French stocks suffered in the latter part of the half year due to political uncertainty.

1 2 3 **4** 5 6 7

## Pension Plan Details

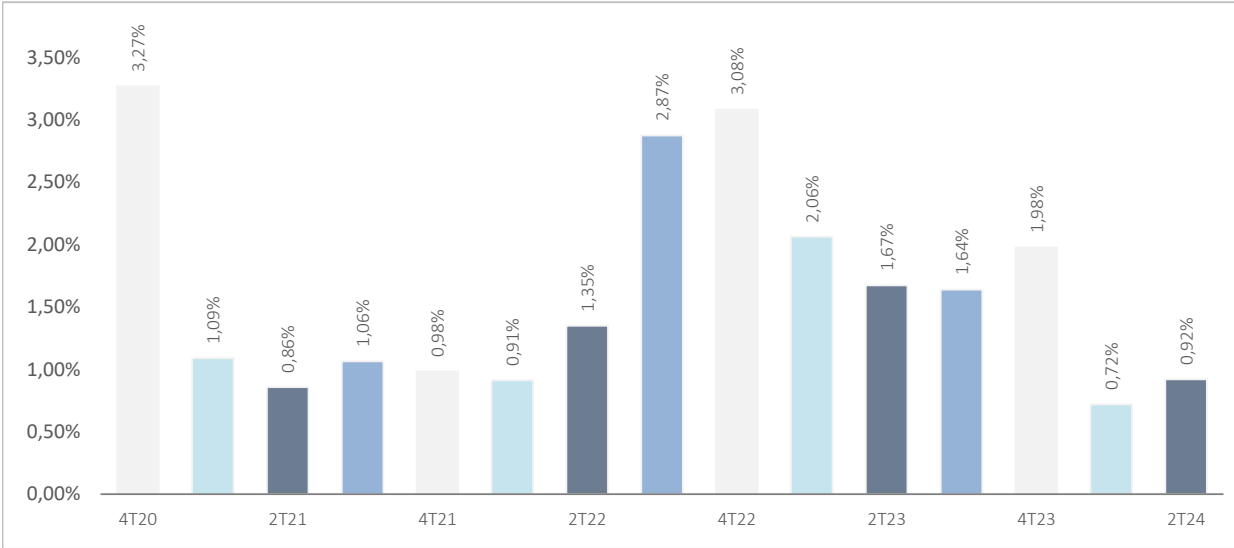
Inverco Class	Balanced Bond Fund
Benchmark Index	17% (MSDEE15N) + 83%(45% EG00 + 35% EC03 + 10% HE00 + 10% EGOV)
Launch Date of the Plan	11/10/2016
Supporting Fund	DZ PREVISION 27, F.P
Fund Manager	Deutsche Zurich Pensiones EGFP, SA
Fund Custodian	BNP Paribas S.A., Suc. en España
Fund Auditor	KPMG Auditores, S.L.
Financial Asset Management company	DWS Investments GmbH, Frankfurt am Main/Alemania
Currency of Denomination	EURO
Net Assets	EUROS ..... 6.937.695
Unit Value	EUROS ..... 6,54838
No. of Unit Holders	517
Minimum initial investment	30 EUROS
Minimum investment (period. contrib.)	30 EUROS per month
Management fee	1,3500% of net assets
Custodian fee	0,0460% of net assets
Other Expenses 2024-06(Audit, Commercial Registry, Notary, etc.)	0,13% of net assets
Product Code	568



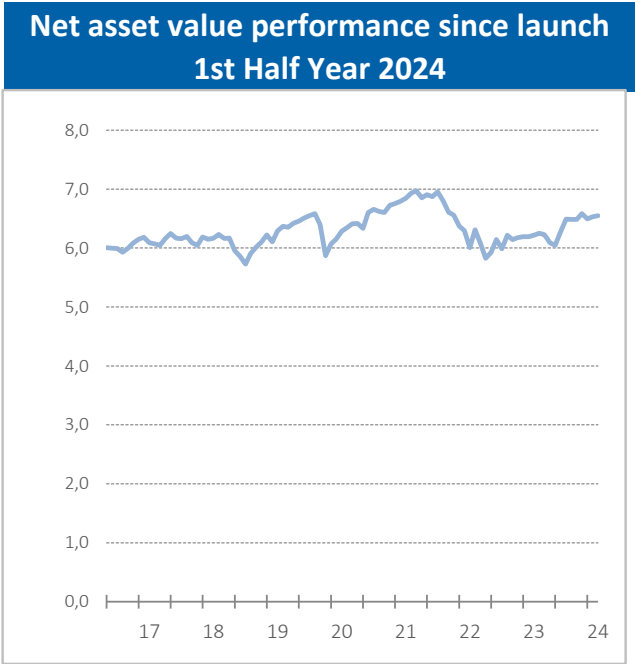
Plan de Pensiones Individual Destino Futuro 2030 DB

Historical returns as at 1st Half Year 2024

Historical volatilities 1st Half Year 2024



Returns			
Monthly	0,30%	2023	8,40%
3 months	-0,54%	2022	-13,92%
YTD24	0,88%	2021	4,46%
		2020	1,71%
		2019	14,30%
Average 3 years	-0,85%	2018	-7,02%
Average 5 years	2,53%	2017	2,84%
Average 10 years		2016	
Average 15 years		2015	
Average 20 years		2014	



Source: own data collection.

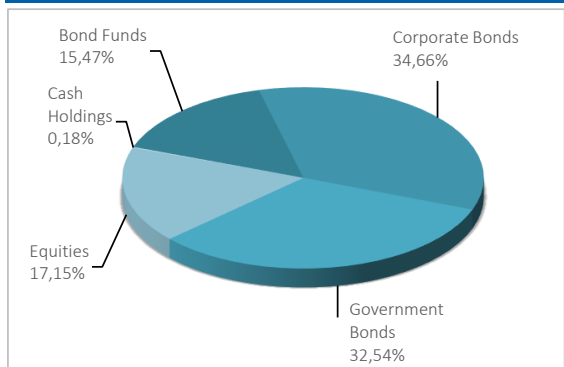
(1) Past returns are no guarantee of future performance. Registered on Registro Administrativo of the D.G.S. with number F2059



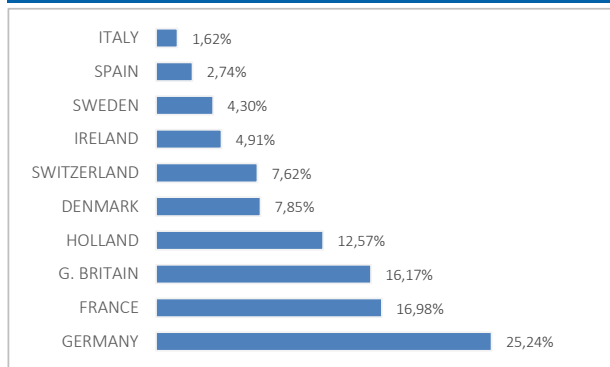
## Plan de Pensiones Individual Destino Futuro 2030 DB

### Portfolio analysis as at 1st Half Year 2024

#### Portfolio by asset class



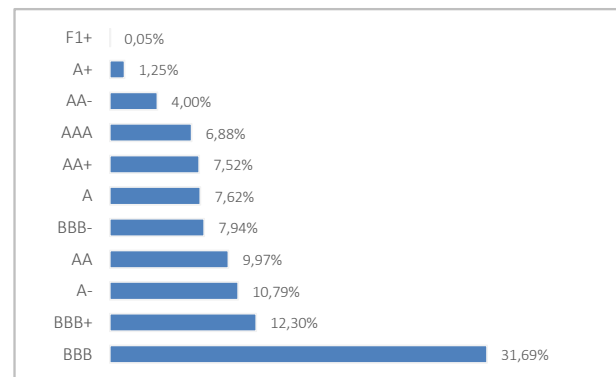
#### Geographical distribution of equities



#### Main Stocks

Stock	Country	Sector	%
XTRACKERS II USD EMERGING MARK ETF	LUXEMBOURG	IIC / ETF	8,11%
CANDRIAM BONDS EURO HIGH YIELD C	LUXEMBOURG	IIC / ETF	3,62%
DWS INVEST EURO HY C-TFC	LUXEMBOURG	IIC / ETF	3,62%
EU 0% 04/11/25	EUROPEAN UNION	GOVERNMENT	2,50%
BUONI POLIENNALI DEL TES 0,5 01/02/2026	ITALY	GOVERNMENT	2,46%
AEROPORTI ROMA 4,875% 10/07/2023	ITALY	CONSUMER STAPLES	2,35%
BUONI POLIENNALI DEL TES 0,6 01/08/2031	ITALY	GOVERNMENT	2,08%
ZUERCHER KANTONALBANK 2,02% 13/04/2028	SWITZERLAND	FINANCIAL	2,05%
PROSUS NV 1,539% 03/08/2028	HOLLAND	CONSUMER DISCRETIONARY	2,05%
AUTOSTRAD PER LITALIA 2% 15/01/2030	ITALY	INDUSTRIAL	1,94%

#### Distribution of Assets by Bond Rating



#### Related Transactions

Information on related transactions pursuant to the provisions of Article 85 ter of the Pension Plans and Funds Regulation: the Management Company may, on behalf of the Pension Fund, conduct related transactions as set out in Article 85 ter of the Pension Plans and Funds Regulation.

For this purpose, the Management Company has a number of procedures in place, as described in its Internal Code of Conduct, to avoid conflicts of interest and ensure, if necessary, that related transactions are conducted in the sole interest of the Pension Funds managed, at prices or on terms equal to or above market prices.



## Plan de Pensiones Individual Destino Futuro 2030 DB

### Additional Information

---

We remind you that payments into pension plans made before 31/12/2006 could entitle you to a 40% tax reduction under the conditions and terms laid down by current regulations (except for the Basque Country and Navarre, where the reduction will be applied, where appropriate, under the conditions established by the regional regulations in force). Please also note that:

- for claims occurring between 2011 and 2014: the plan should be redeemed before the end of the eighth year after the claim occurs; and
- for claims occurring after 2015: the plan should be redeemed in the tax year in which the claim occurs or in the following two years.

If you are the holder of several pension plans, you can apply the 40% reduction to all of them (if you are entitled to the tax reduction and have made payments into the plans before 31/12/2006), provided that the redemptions (as a whole) are made in the same tax year.

Information related to environmental and/or social characteristics shall be available in the annex to the Management Report of the Annual Accounts.

The investment policy of the Fund, in which your pension plan is invested will be amended with effect from 18 July 2024. These amendments introduce regulatory concepts defined in Article 69 of Royal Decree 304/2004 and do not entail any change in the investment strategy, the risk profile of the financial product or the fees borne by it.

Plan de Pensiones Individual Destino Futuro 2030 DB

Analysis of the Investment Portfolio DZ Previsión 27 1st Half Year 2024

Equities

Value name	Country	Sector	Titles	Average exchange	Cash	Capital gain	unrealised capital gains	Realization value	% Total	issuing entity
AC.VIVENDI	FRANCE	TELECOMMUNICATION SERVICES	1.923	13,25	18.761	0	-6.723	18.761	0,20%	VIVENDI SA
AC.ALLIANZ SE	GERMANY	FINANCIAL	182	172,94	47.229	15.754	0	47.229	0,51%	ALLIANZ SE
AC.INTESA SAN PAOLO SPA	ITALY	FINANCIAL	7.416	3,22	25.741	1.878	0	25.741	0,28%	INTESA SANPAOLO SPA
AC.COMPASS GROUP PLC	G. BRITAIN	CONSUMER STAPLES	1.577	16,03	40.184	11.355	0	40.184	0,43%	COMPASS GRP
AC.L'OREAL	FRANCE	CONSUMER DISCRETIONARY	55	377,83	22.553	1.772	0	22.553	0,24%	LOREAL
AC.RICHEMONT CIE FINANCIERE	SWITZERLAND	CONSUMER STAPLES	87	112,51	12.673	2.533	0	12.673	0,14%	CIE FINANCIERE RICHEMONT SA
AC.DEUTSCHE BANK, A.G.	GERMANY	FINANCIAL	1.497	13,69	22.317	1.827	0	22.317	0,24%	DEUTSCHE BANK AG
AC.RELX PLC	G. BRITAIN	INDUSTRIAL	789	19,25	33.871	16.192	0	33.871	0,37%	REED ELSEVIER PLC
AC.STMICROELECTRONICS	HOLLAND	INFORMATION TECHNOLOGY	428	21,86	15.778	6.422	0	15.778	0,17%	STMICROELECTRONICS NV
AC.PORSCHE AG PFD	GERMANY	CONSUMER STAPLES	317	53,73	13.381	0	-3.653	13.381	0,14%	PORSCHE AUTOMOBILE
ASTRAZENECA (GBP)	G. BRITAIN	HEALTH CARE	228	79,59	33.234	12.595	0	33.234	0,36%	ASTRAZENECA PLC
PERNOD RICARD	FRANCE	CONSUMER DISCRETIONARY	93	130,43	11.783	0	-347	11.783	0,13%	PERNOD RICARD
SMURFIT KAPPA GROUP PLC	IRELAND	INDUSTRIAL	772	30,26	32.115	8.758	0	32.115	0,35%	SMURFIT
FRESENIUS SE	GERMANY	HEALTH CARE	713	27,19	19.878	491	0	19.878	0,21%	FRESENIUS SE & CO KGAA
ING GROEP NUEVAS 2016	HOLLAND	FINANCIAL	1.528	10,57	24.390	8.245	0	24.390	0,26%	ING GROEP NV
LVMH MOET HENNESSY	FRANCE	CONSUMER DISCRETIONARY	43	381,42	30.685	14.284	0	30.685	0,33%	LVMH MOET HENNESSY LOUIS VUITT
ASML HOLDING NV	HOLLAND	INDUSTRIAL	84	351,52	80.993	51.465	0	80.993	0,87%	ASML HOLDING NV
SAINT GOBAIN	FRANCE	INDUSTRIAL	446	39,84	32.389	14.619	0	32.389	0,35%	CIE DE SAINT-GOBAIN
VINCI	FRANCE	INDUSTRIAL	267	83,82	26.267	3.888	0	26.267	0,28%	VINCI SA
NESTLE R	SWITZERLAND	CONSUMER DISCRETIONARY	343	86,33	32.674	4.730	0	32.674	0,35%	NESTLE SA
MERCK	GERMANY	HEALTH CARE	161	125,36	24.915	4.732	0	24.915	0,27%	MERCK KGAA
CAP GEMINI	FRANCE	INFORMATION TECHNOLOGY	77	120,72	14.299	5.003	0	14.299	0,15%	CAPGEMINI SE
SIKA AG	SWITZERLAND	COMMODITIES	79	159,99	21.103	9.503	0	21.103	0,23%	SIKA AG
ADIDAS AG (GR)	GERMANY	CONSUMER STAPLES	74	209,14	16.502	1.025	0	16.502	0,18%	ADIDAS AG
DEUTSCHE TELEKOM (GR)	GERMANY	TELECOMMUNICATION SERVICES	1.943	18,34	45.622	9.984	0	45.622	0,49%	DEUTSCHE TELEKOM INT FIN
E.ON.AG	GERMANY	UTILITIES	1.614	9,69	19.780	4.134	0	19.780	0,21%	E.ON SE
TOTAL	FRANCE	ENERGY	490	50,93	30.542	5.586	0	30.542	0,33%	TOTAL SA
SAP (GR)	GERMANY	INFORMATION TECHNOLOGY	159	105,42	30.134	13.371	0	30.134	0,33%	SAP SE
RENTOKIL INITIAL	G. BRITAIN	INDUSTRIAL	2.868	3,47	15.604	4.214	0	15.604	0,17%	RENTOKIL INITIAL
SWEDBANK AB	SWEDEN	FINANCIAL	2.072	171,57	39.795	5.978	0	39.795	0,43%	SWEDBANK AB
BANCO SANTANDER	SPAIN	FINANCIAL	8.218	3,60	35.588	5.976	0	35.588	0,38%	BANCO SANTANDER SA
ASHTREAD GROUP PLC	G. BRITAIN	INDUSTRIAL	223	25,27	13.896	7.461	0	13.896	0,15%	ASHTREAD GROUP PLC
ROCHE HOLDING	SWITZERLAND	HEALTH CARE	125	329,49	32.391	0	-6.185	32.391	0,35%	ROCHE HOLDING AG-GENUSSCHEIN
HSBC	G. BRITAIN	FINANCIAL	6.963	4,96	56.177	15.925	0	56.177	0,61%	HSBC HOLDINGS PLC
SANOFI-AVENTIS	FRANCE	HEALTH CARE	306	95,25	27.522	0	-1.626	27.522	0,30%	SANOFI
ABN AMRO GROUP NV	HOLLAND	FINANCIAL	1.660	13,14	25.481	3.676	0	25.481	0,28%	ABN AMRO
AXA	FRANCE	FINANCIAL	1.278	20,94	39.068	12.304	0	39.068	0,42%	AXA SA
DEUTSCHE POST GY	GERMANY	UTILITIES	660	32,19	24.941	3.694	0	24.941	0,27%	DEUTSCHE POST AG
SCOUT24 AG	GERMANY	CONSUMER DISCRETIONARY	293	60,75	20.862	3.063	0	20.862	0,23%	SCOUT24 AG
INFORMA PLC	G. BRITAIN	TELECOMMUNICATION SERVICES	2.044	6,01	20.636	6.660	0	20.636	0,22%	INFORMA PLC
BRENTNAG AG	GERMANY	COMMODITIES	320	65,82	20.147	0	-916	20.147	0,22%	BRENTNAG AG
STELLANTIS NV (IM)	HOLLAND	CONSUMER DISCRETIONARY	866	17,72	15.995	645	0	15.995	0,17%	STELLANTIS NV
INFINEON TECHNOLOGIES GR	GERMANY	INFORMATION TECHNOLOGY	583	34,25	20.000	35	0	20.000	0,22%	INFINEON TECHNOLOGIES AG
VOLKSWAGEN AG-PFD	GERMANY	CONSUMER STAPLES	144	174,48	15.178	0	-9.948	15.178	0,16%	VOLKSWAGEN AG
UNIVERSAL MUSIC GROUP NV	HOLLAND	TELECOMMUNICATION SERVICES	731	11,23	20.307	12.098	0	20.307	0,22%	UNIVERSAL MUSIC GROUP NV
DAIMLER TRUCK HOLDING AG NUEVAS DIC 21GY	GERMANY	CONSUMER STAPLES	414	41,74	15.388	0	-1.892	15.388	0,17%	DAIMLER AG
SHELL PLC (LN)	G. BRITAIN	ENERGY	1.304	24,11	43.596	7.701	0	43.596	0,47%	ROYAL DUTCH SHELL PLC
DSV B	DENMARK	INDUSTRIAL	131	1.168,86	18.744	0	-1.812	18.744	0,20%	DSV B
ATLAS COPCO-AB	SWEDEN	INDUSTRIAL	1.631	121,14	28.610	10.169	0	28.610	0,31%	ATLAS COPCO AB
INDITEX	SPAIN	CONSUMER DISCRETIONARY	172	46,46	7.974	0	-18	7.974	0,09%	INDUSTRIA DE DISEÑO TEXTIL SA
DSM-FIRMENICH AG	SWITZERLAND	INDUSTRIAL	212	104,58	22.387	216	0	22.387	0,24%	DSM-FIRMENICH AG

Plan de Pensiones Individual Destino Futuro 2030 DB

Analysis of the Investment Portfolio DZ Previsión 27 1st Half Year 2024

Equities

Value name	Country	Sector	Titles	Average exchange	Cash	Capital gain	unrealised capital gains	Realization value	% Total	issuing entity
PUMA	GERMANY	INDUSTRIAL	401	58,51	17.191	0	-6.270	17.191	0,19%	PUMA SE
NOVO NORDISK A/S-B (SEP23)	DENMARK	HEALTH CARE	787	274,51	106.128	77.153	0	106.128	1,15%	NOVO NORDISK A/S
CRH PLC (LN)	IRELAND	COMMODITIES	662	28,16	46.045	24.447	0	46.045	0,50%	CRH PLC
LUFTHANSA B (XETRA)	GERMANY	CONSUMER STAPLES	2.033	8,00	11.608	0	-4.654	11.608	0,13%	LUFTHANSA B
DAVIDE CAMPARI-MILANO NV	HOLLAND	CONSUMER DISCRETIONARY	1.920	9,55	16.942	0	-1.399	16.942	0,18%	DAVIDE CAMPARI-MILANO
AC.SCOR SE	FRANCE	FINANCIAL	686	31,18	16.231	0	-5.159	16.231	0,18%	SCOR
KNORR-BREMSE AG	GERMANY	INDUSTRIAL	229	72,11	16.328	0	-186	16.328	0,18%	KNORR-BREMSE AG
			<b>63.321</b>		<b>1.590.553</b>	<b>431.563</b>	<b>-50.786</b>	<b>1.590.553</b>	<b>17,18%</b>	

Plan de Pensiones Individual Destino Futuro 2030 DB

Analysis of the Investment Portfolio DZ Previsión 27 1st Half Year 2024

Government Bonds

Value name	Country	Sector	Total Nominal	Average exchange	Cash	Capital gain	unrealised capital gains	Realization value	% Total	issuing entity
COMUNIDAD MADRID 1.826% VTO. 30.04.2025	SPAIN	GOVERNMENT	93.000	101,05	91.928	0	-2.173	91.804	0,99%	COMUNIDAD DE MADRID
FRANCE GOV 0,75% 25/05/2052	FRANCE	GOVERNMENT	317.066	63,39	159.006	0	-42.680	158.314	1,72%	FRENCH REPUBLIC
BONOS DEL ESTADO 1.25% VTO.31.10.2030	SPAIN	GOVERNMENT	193.000	99,24	174.343	0	-18.757	172.773	1,88%	ESTADO ESPAÑOL
BONOS Y OBLIG DEL ESTADO 1,2% 31/10/2040	SPAIN	GOVERNMENT	177.000	85,49	123.721	0	-29.691	121.627	1,34%	ESTADO ESPAÑOL
OBRIGACOES DO TESOURO 0,9% 12/10/2035	PORTUGAL	GOVERNMENT	112.519	91,93	88.152	0	-16.388	87.055	0,95%	ESTADO PORTUGUES
IRISH TSY 0% 18/10/2031	IRELAND	GOVERNMENT	79.219	91,76	64.690	0	-8.708	63.983	0,70%	REPUBLIC OF IRELAND
BUNDESREPUB DEUTSCHLAND 0% 15/02/2031	GERMANY	GOVERNMENT	194.846	89,21	166.621	0	-8.198	165.627	1,80%	FEDERAL REPUBLIC OF GERMANY
BELGIUM KINGDOM 0% 22/10/2031	BELGIUM	GOVERNMENT	122.219	87,79	98.848	0	-9.208	98.085	1,07%	BELGIUM KINGDOM
BUONI POLIENNALI DEL TES 0,5 01/02/2026	ITALY	GOVERNMENT	240.000	95,15	229.736	0	-560	227.805	2,48%	BUONI POLIENNALI DEL TES
FRANCE GOV 0,5 25/05/2040	FRANCE	GOVERNMENT	186.649	83,85	119.014	0	-37.752	118.755	1,29%	FRENCH REPUBLIC
BUONI POLIENNALI DEL TES 0,6 01/08/2031	ITALY	GOVERNMENT	240.000	80,54	194.397	0	-1.632	191.659	2,10%	BUONI POLIENNALI DEL TES
KFW 0,01% 31/03/2025	GERMANY	GOVERNMENT	161.000	98,49	156.984	0	-2.189	156.379	1,70%	KFW
EU 0% 04/11/25	EUROPEAN UNION	GOVERNMENT	244.000	97,00	233.945	0	-3.234	233.436	2,53%	EUROPEAN UNION
BUONI POLIENNALI DEL TES 1,8% 01/03/41	ITALY	GOVERNMENT	157.000	89,49	110.890	0	-30.775	109.718	1,20%	BUONI POLIENNALI DEL TES
ADIF ALTA VELOCIDAD 3,5% 30/07/2029	SPAIN	GOVERNMENT	100.000	97,69	103.261	2.076	0	99.769	1,12%	ADIF ALTA VELOCIDAD
BONOS Y OBLIG DEL ESTADO 3,15%30/04/2033	SPAIN	GOVERNMENT	114.000	100,09	113.462	0	-1.245	112.862	1,23%	ESTADO ESPAÑOL
COMUNIDAD DE MADRID 1,773% 30/04/2028	SPAIN	GOVERNMENT	10.000	95,03	9.509	0	-44	9.459	0,10%	COMMUNITY OF MADRID SPAI
CROATI 4 06/14/35	CROATIA	GOVERNMENT	100.000	99,67	103.388	3.537	0	103.204	1,12%	CROATIA
FRANCE GOV 0,75% 25/02/2028	FRANCE	GOVERNMENT	94.000	91,49	86.984	109	0	86.107	0,94%	FRENCH REPUBLIC
REPUBLIC OF LATVIA 3,875 22.05.29	LATVIA	GOVERNMENT	161.000	100,43	164.640	2.282	0	163.982	1,78%	REPUBLIC OF LATVIA
REPUBLIC OF ESTONIA 3,25% 17/01/2034	ESTONIA	GOVERNMENT	79.000	99,21	77.972	0	-1.585	76.794	0,84%	REPUBLIC OF ESTONIA
COMUNIDAD DE MADRID 3,462% 30/04/2034	SPAIN	GOVERNMENT	108.000	99,92	108.739	0	-421	107.490	1,17%	COMMUNITY OF MADRID SPAI
REPUBLIC OF AUSTRIA 2,9% 20/02/2034	AUSTRIA	GOVERNMENT	172.000	100,51	171.978	0	-3.025	169.853	1,86%	REPUBLIC OF AUSTRIA
GERMAN TREASURY BILL 0% 21/08/2024	GERMANY	GOVERNMENT	3.000	98,65	2.987	2	0	2.961	0,03%	GERMAN TREASURY BILL
EUROPEAN UNION BILL 0,45% 04/07/2041	EUROPEAN UNION	GOVERNMENT	100.000	63,39	62.795	0	-1.445	61.949	0,68%	EUROPEAN UNION
			<b>3.558.518</b>		<b>3.017.991</b>	<b>8.006</b>	<b>-219.709</b>	<b>2.991.452</b>	<b>32,60%</b>	



Plan de Pensiones Individual Destino Futuro 2030 DB

Analysis of the Investment Portfolio DZ Previsión 27 1st Half Year 2024

**Investment Funds**

Value name	Country	Sector	Total Nominal	Average exchange	Cash	Capital gain	unrealised capital gains	Realization value	% Total	issuing entity
XTRACKERS II USD EMERGING MARK ETF	LUXEMBOURG	IIC / ETF	758.055	304,02	758.055	0	-57.633	758.055	8,19%	XTRACKERS II USD EMERGING MARK
CANDRIAM BONDS EURO HIGH YIELD C	LUXEMBOURG	IIC / ETF	338.612	1.288,95	338.598	36.985	0	338.598	3,66%	CANDR BD-E H-I-C
DWS INVEST EURO HY C-TFC	LUXEMBOURG	IIC / ETF	337.951	108,85	337.951	19.339	0	337.951	3,65%	DWS INVEST EURO HY C-TFC
			<b>1.434.618</b>		<b>1.434.604</b>	<b>56.324</b>	<b>-57.633</b>	<b>1.434.604</b>	<b>15,50%</b>	

Plan de Pensiones Individual Destino Futuro 2030 DB

Analysis of the Investment Portfolio DZ Previsión 27 1st Half Year 2024

Corporate Bonds

Value name	Country	Sector	Total Nominal	Average exchange	Cash	Capital gain	unrealised capital gains	Realization value	% Total	issuing entity
PROSUS NV 1,539% 03/08/2028	HOLLAND	CONSUMER STAPLES	210.000	92,27	191.411	0	-7.499	186.274	2,07%	PROSUS NV
INTESA SANPAOLO SPA 0,75% 16/03/2028	ITALY	FINANCIAL	120.000	94,34	108.258	0	-5.688	107.514	1,17%	INTESA SANPAOLO SPA
STEDIN HOLDING 1.5% PERPETUAL	HOLLAND	UTILITIES	110.000	101,22	102.362	0	-9.377	101.964	1,11%	STEDIN HOLDING NV
ASSICURAZIONI GENERALI 5% 08/06/2048	ITALY	FINANCIAL	100.000	100,19	102.862	2.372	0	102.559	1,11%	ASSICURAZIONI GENERALI SPA
ALLIANDER NV 1,625% PERPETUAL	HOLLAND	UTILITIES	110.000	119,31	107.358	0	-23.874	107.364	1,16%	ALLIANDER NV
STANDARD CHARTERED 2,5% 09/09/2030	G. BRITAIN	FINANCIAL	110.000	115,22	110.116	0	-16.938	109.807	1,19%	STANDARD CHARTERED
AXA SA 3,875% 20/05/2049	FRANCE	FINANCIAL	110.000	231,37	111.633	0	-142.459	112.048	1,21%	AXA SA
BNG 1% 01/12/26	HOLLAND	FINANCIAL	108.000	100,89	104.951	0	-4.212	104.753	1,13%	BNG BANK NV
ZUERCHER KANTONALBANK 2,02% 13/04/2028	SWITZERLAND	FINANCIAL	200.000	92,22	191.672	5.742	0	190.179	2,07%	ZUERCHER KANTONALBANK
AUTOSTRAD PER LITALIA 2% 15/01/2030	ITALY	INDUSTRIAL	200.000	83,73	181.128	9.693	0	177.144	1,96%	AUTOSTRAD PER L'ITALIA
PROLOGIS EURO FINANCE 4,25% 31/01/43	U.S.A.	FINANCIAL	100.000	98,91	99.884	0	-793	98.121	1,08%	PROLOGIS EURO FINANCE
PANDORA A/S 4,5% 10/04/2028	DENMARK	CONSUMER DISCRETIONARY	100.000	102,77	103.390	0	-230	102.540	1,12%	PANDORA A/S
TRANSURBAN FINANCE CO VTO. 26.04.2033	AUSTRALIA	INDUSTRIAL	100.000	102,39	103.505	403	0	102.794	1,12%	TRANSURBAN FINANCE CO
BAYNGR 4 5/8 05/26/33	GERMANY	HEALTH CARE	82.000	100,46	84.516	1.776	0	84.153	0,91%	BAYER AG
AEROPORTI ROMA 4,875% 10/07/2023	ITALY	CONSUMER DISCRETIONARY	200.000	97,12	219.310	15.152	0	209.389	2,37%	AEROPORTI DI ROMA SPA
SVENSKA HANDELSBANKEN AB 5% 16/08/2034	SWEDEN	FINANCIAL	100.000	98,89	107.336	3.965	0	102.855	1,16%	SVENSKA HANDELSBANKEN AB
INT DISTRIBUTIONS SERV 5,25% 14/09/2023	G. BRITAIN	INDUSTRIAL	120.000	100,50	128.281	2.779	0	123.374	1,39%	INT DISTRIBUTIONS SERV
CARRIER GLOBAL 4,5 29.11.2032	U.S.A.	INDUSTRIAL	100.000	101,65	107.179	2.945	0	104.595	1,16%	CARRIER GLOBAL CORP
AUTOLIV 3,625 07/08/2029	U.S.A.	INDUSTRIAL	100.000	99,43	100.529	0	-366	99.068	1,09%	AUTOLIV INC
EPIROC AB 3.625% 28/02/2031	SWEDEN	INDUSTRIAL	100.000	99,44	100.115	0	-567	98.876	1,08%	EPIROC AB
AUSTRALIA PACIFIC AIRPOR 4,00 07.06.2034	AUSTRALIA	INDUSTRIAL	160.000	100,85	161.130	0	-637	160.724	1,74%	AUSTRALIA PACIFIC AIRPOR
NOVO NORDISK A/S 3,375% 21.05.2034	HOLLAND	HEALTH CARE	150.000	100,02	150.153	0	-432	149.594	1,62%	NOVO NORDISK A/S
ACHMEA BV 5,625% 02.11.2044	HOLLAND	FINANCIAL	100.000	100,35	101.360	46	0	100.398	1,09%	ACHMEA BV
HAMBURG COMMERCIAL BANK 4,75% 02.05.2029	GERMANY	FINANCIAL	110.000	100,28	112.853	1.709	0	112.020	1,22%	HAMBURG COMMERCIAL BANK
POSTNL NV 4,75% 12/06/2031	HOLLAND	INDUSTRIAL	100.000	99,90	100.659	521	0	100.417	1,09%	POSTNL NV
DCC GROUP FIN IRELAND 4,375% 27/06/2031	IRELAND	FINANCIAL	123.000	99,62	122.344	0	-244	122.286	1,32%	DCC GROUP FIN IRELAND
			<b>3.223.000</b>		<b>3.214.298</b>	<b>47.103</b>	<b>-213.315</b>	<b>3.170.811</b>	<b>34,72%</b>	

Plan de Pensiones Individual Destino Futuro 2030 DB

Analysis of the Investment Portfolio DZ Previsión 27 1st Half Year 2024

Futures

Value name	Country	Sector	Total Nominal	Average exchange	Cash	Capital gain	unrealised capital gains	Realization value	% Total	issuing entity
FUTURO US 10YR TREASURY (CBT)SEP 24	U.S.A.	DERIVATIVES	400.000	0,00	43.994	0	0	0	0,00%	DERIVADOS
FUTURO EURO BUXL 30 YR SEP 24	GERMANY	DERIVATIVES	-100.000	0,00	-130.240	0	0	0	0,00%	EUREX
EURO-BOBL FUTURE SEP24	GERMANY	DERIVATIVES	1.400.000	0,00	163.016	0	0	0	0,00%	EUREX
FUTURO EURO SCHATZ VTO SEP24	GERMANY	DERIVATIVES	1.100.000	0,00	1.162.700	0	0	0	0,00%	EUREX
			<b>2.800.000</b>		<b>1.239.470</b>	<b>0</b>	<b>0</b>	<b>0</b>	<b>0,00%</b>	