



# Plan de Pensiones Individual Deutsche Bank Dinámico

1st Half Year 2024



Liquidity Alerts

Alert shown if the financial product has potential limitations in terms of its liquidity or early sale:

The value of redemption rights, benefits and exceptional liquidity events depends on the market value of the pension fund's assets and may lead to significant losses.

The payment of benefits or the exercise of redemption rights is only possible upon the occurrence of any of the contingencies or exceptional liquidity events laid down in the pension plan and fund regulation.

Risk Indicator and Return

This information indicates the level of risk associated with the plan and is calculated based on historical data that do not necessarily provide a reliable indication of the future risk profile of the plan. In addition, there is no guarantee that the specified category will remain unaltered, as it may vary over time.

Market Report

Inflation continued its downward path in the first half of 2024. The year-on-year figure for the US is expected to end June slightly above 3.0%, with 2.5% for the Eurozone. Despite these figures, central banks have somewhat slowed down the process of interest rate cuts as previous expectations about price developments were even more optimistic.

Bonds performed negatively in the first half of the year. In the US, the yield on the 10-year Treasury bond rose by 49 basis points to 4.37% in parallel with other shorter maturities. In Europe, the German 10-year benchmark rose by 47 basis points to 2.47%. Corporate fixed income assets experienced smaller declines.

Despite the move in bonds, equities appreciated in the first half of the year, with the main reasons being positive corporate earnings and the optimism generated by developments in AI. The MSCI-World global index increased by 12.5% in the period and the MSCI-Europe index rose by 7.1%.

The fund generated a positive return over the half year, outperforming its benchmark index. This performance was driven by the riskier assets in the portfolio, both equities and corporate bonds, as government bonds performed negatively during the period.

The fixed income portfolio started the year with a duration of 4.2 years, which subsequently increased to 6 years at the end of the half year, above the fund's long-term benchmark of 5 years. This active management of duration had a positive effect on the fund's performance.

The corporate bond or credit position remained close to a quarter of the fund on a stable basis during the period, which helped to mitigate the negative performance of government bonds.

Equities started the period at just under 40% and gradually increased their weight to 50% at the end of the half year. The global equity portfolio performed very well in the period mainly due to stock selection. Both in absolute terms and relative to the MSCI-World benchmark index, technology stocks made the largest positive contribution to the portfolio's performance, followed by financials and healthcare. The technology sector notably accounted for slightly less than one quarter of the equity portfolio, although its weighting was below the weight in the index. North America, and in particular the US, was the geographic area that contributed the most to the fund's performance, followed far behind by Japan and the Eurozone.

1 2 3 **4** 5 6 7

**Pension Plan Details**

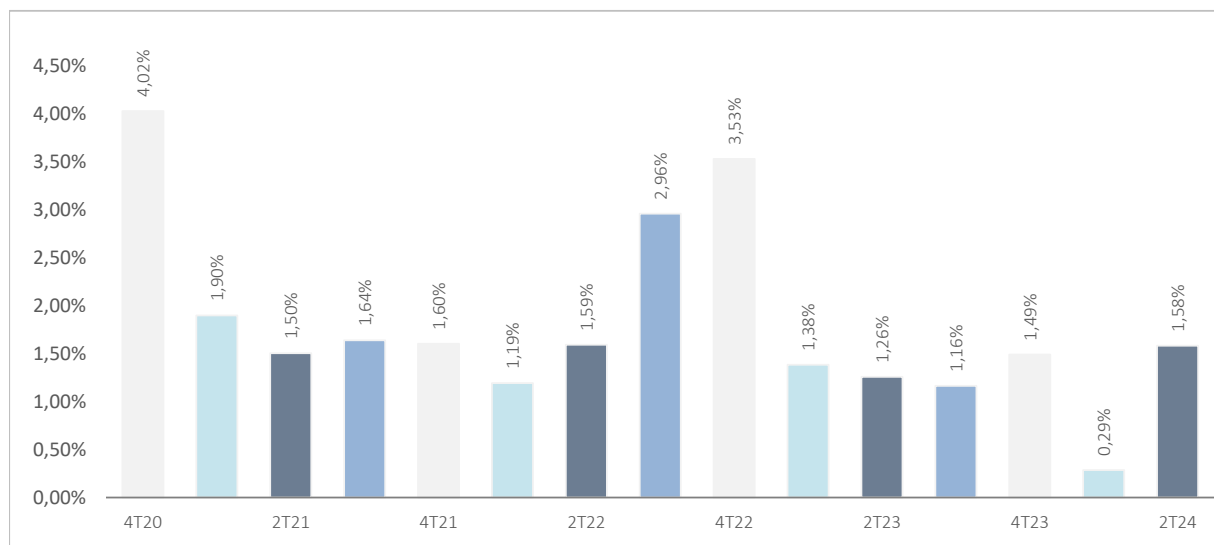
Inverco Class	Balanced Equities
Benchmark Index	50% MSDEWIN + 10% EGB0 + 10% QW1A + 10% LUATTRUU + 10% ERS0 + 10% LUACTRUU
Launch Date of the Plan	05/12/1996
Supporting Fund	DB PREVISION 18, F.P
Fund Manager	Deutsche Zurich Pensiones EGFP, SA
Fund Custodian	BNP Paribas S.A., Suc. en España
Fund Auditor	KPMG Auditores, S.L.
Financial Asset Management company	DWS Investments GmbH, Frankfurt am Main/Alemania
Currency of Denomination	EURO
Net Assets	EUROS ..... 77.664.934
Unit Value	EUROS ..... 11,67859354
No. of Unit Holders	4.551
Minimum initial investment	30 EUROS
Minimum investment (period. contrib.)	30 EUROS per month
Management fee	1,500% of net assets
Custodian fee	0,020% of net assets
Other Expenses 2024-06(Audit, Commercial Registry, Notary, etc.)	0,03% of net assets
Product Code	533



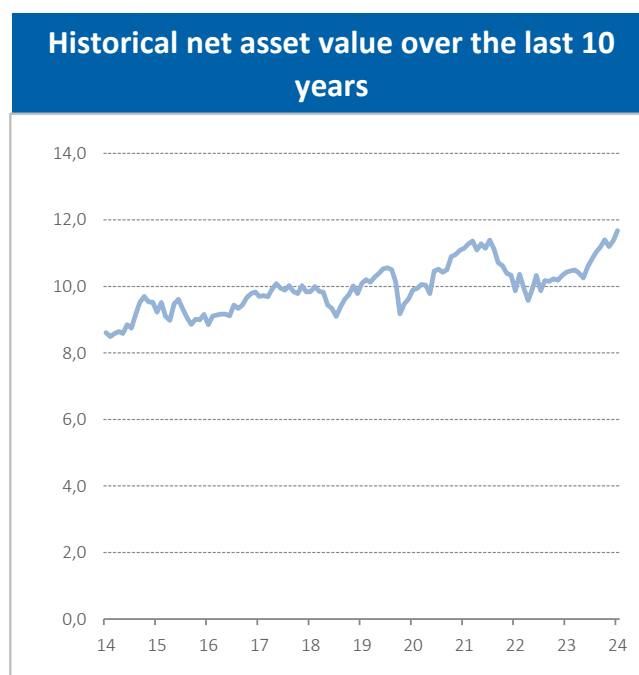
## Plan de Pensiones Individual Deutsche Bank Dinámico

### Historical returns as at 1st Half Year 2024

#### Historical volatilities 1st Half Year 2024



Returns			
Monthly	2,65%	2023	9,66%
3 months	2,40%	2022	-13,35%
YTD24	7,93%	2021	8,28%
		2020	-0,44%
		2019	16,11%
Average 3 years	0,95%	2018	-7,94%
Average 5 years	3,53%	2017	4,74%
Average 10 years	2,57%	2016	1,14%
Average 15 years	3,72%	2015	6,70%
Average 20 years	2,37%	2014	4,16%



Source: own data collection.

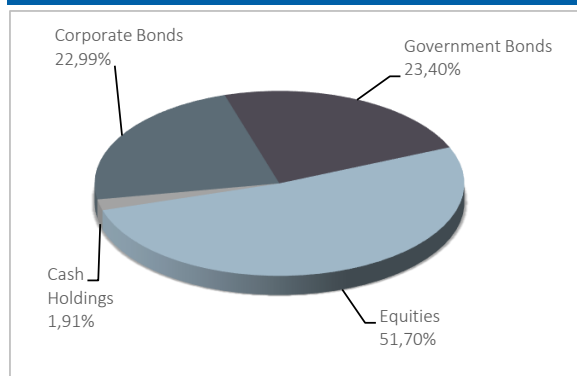
(1) Past returns are no guarantee of future performance. Registered on Registro Administrativo of the D.G.S. with number F0985



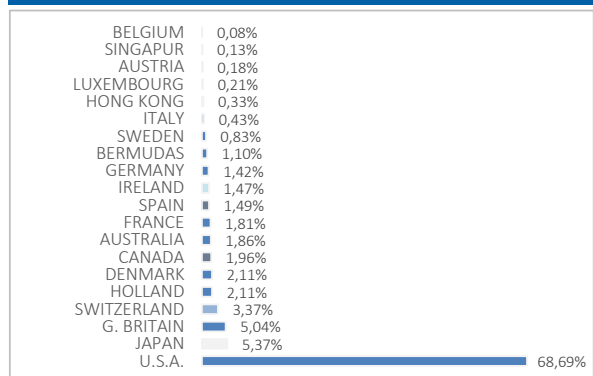
## Plan de Pensiones Individual Deutsche Bank Dinámico

### Portfolio analysis as at 1st Half Year 2024

#### Portfolio by asset class



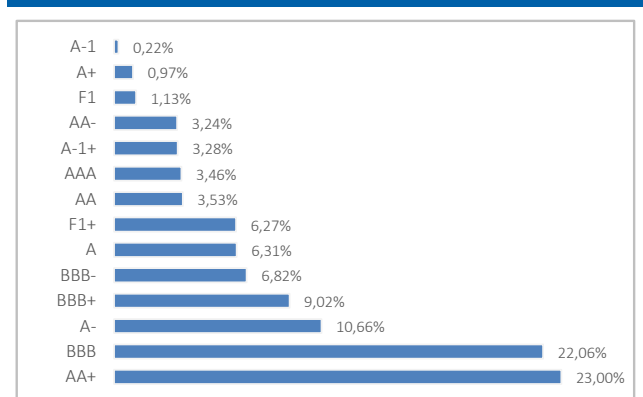
#### Geographical distribution of equities



#### Main Stocks

Stock	Country	Sector	%
APPLE INC	U.S.A.	INFORMATION TECHNOLOGY	3,02%
NVIDIA CORPORATION DISEÑA	U.S.A.	INFORMATION TECHNOLOGY	2,90%
AC.MICROSOFT CORP.	U.S.A.	INFORMATION TECHNOLOGY	2,81%
AC.ALPHABET INC-CL A	U.S.A.	TELECOMMUNICATION SERVICES	2,07%
US TREASURY N/B T 0,375 31/01/2026	U.S.A.	GOVERNMENT	1,83%
US TREASURY N/B T 0,5% 28/02/2026	U.S.A.	GOVERNMENT	1,60%
US TREASURY N/B T 1,75 31/01/2029	U.S.A.	GOVERNMENT	1,26%
US TREASURY N/B T 1,375 31/12/2028	U.S.A.	GOVERNMENT	1,19%
US TREASURY N/B T 1,125% 15/02/2031	U.S.A.	GOVERNMENT	0,94%
JP MORGAN CHASE	U.S.A.	FINANCIAL	0,90%

#### Distribution of Assets by Bond Rating



#### Related Transactions

Information on related transactions pursuant to the provisions of Article 85 ter of the Pension Plans and Funds Regulation: the Management Company may, on behalf of the Pension Fund, conduct related transactions as set out in Article 85 ter of the Pension Plans and Funds Regulation.

For this purpose, the Management Company has a number of procedures in place, as described in its Internal Code of Conduct, to avoid conflicts of interest and ensure, if necessary, that related transactions are conducted in the sole interest of the Pension Funds managed, at prices or on terms equal to or above market prices.



## Plan de Pensiones Individual Deutsche Bank Dinámico

### Additional Information

---

We remind you that payments into pension plans made before 31/12/2006 could entitle you to a 40% tax reduction under the conditions and terms laid down by current regulations (except for the Basque Country and Navarre, where the reduction will be applied, where appropriate, under the conditions established by the regional regulations in force). Please also note that:

- for claims occurring between 2011 and 2014: the plan should be redeemed before the end of the eighth year after the claim occurs; and
- for claims occurring after 2015: the plan should be redeemed in the tax year in which the claim occurs or in the following two years.

If you are the holder of several pension plans, you can apply the 40% reduction to all of them (if you are entitled to the tax reduction and have made payments into the plans before 31/12/2006), provided that the redemptions (as a whole) are made in the same tax year.

Information related to environmental and/or social characteristics shall be available in the annex to the Management Report of the Annual Accounts.

The investment policy of the Fund, in which your pension plan is invested will be amended with effect from 18 July 2024. These amendments introduce regulatory concepts defined in Article 69 of Royal Decree 304/2004 and do not entail any change in the investment strategy, the risk profile of the financial product or the fees borne by it.

# Deutsche Bank

## Plan de Pensiones Individual Deutsche Bank Dinámico

### Analysis of the Investment Portfolio DB PREVISIÓN 18, F.P 1st Half Year 2024

#### Equities

Value name	Country	Sector	Titles	Average exchange	Cash	Capital gain	unrealised capital gains	Realization value	% Total	issuing entity
AC.SCHLUMBERGER LTD	U.S.A.	INFORMATION TECHNOLOGY	6.548	51,59	288.360	0	-29.784	288.360	0,30%	SCHLUMBERGER NV
AC.ABB LTD	SWITZERLAND	INFORMATION TECHNOLOGY	7.877	30,51	408.398	164.686	0	408.398	0,42%	ABB
AC.HENKEL KGAA PRF	GERMANY	CONSUMER DISCRETIONARY	851	85,20	70.820	0	-1.685	70.820	0,07%	HENKEL PRF
AC.CITIGROUP INC	U.S.A.	FINANCIAL	5.279	64,14	312.694	1.137	0	312.694	0,32%	CITIGROUP INC
AC.L'OREAL	FRANCE	CONSUMER DISCRETIONARY	207	360,68	84.880	10.220	0	84.880	0,09%	LOREAL
AC.EXPERIAN GROUP LTD	G. BRITAIN	INDUSTRIAL	4.624	35,03	201.069	12.152	0	201.069	0,21%	EXPERIAN GROUP
AC.HERMES INTERNATIONAL	FRANCE	CONSUMER DISCRETIONARY	34	1.458,77	72.760	23.162	0	72.760	0,07%	HERMES INTERNATIONAL
AC.NATIONAL GRID TRANSCO PLC NUEVAS	G. BRITAIN	ENERGY	18.480	10,86	192.414	0	-41.330	192.414	0,20%	NATTIONAL GRID TRANSCO
AC.UNICREDIT SPA	ITALY	FINANCIAL	6.287	19,39	217.562	95.678	0	217.562	0,22%	UNICREDITO ITALIANO (MILAN)
AC.KONINKLIJKE KPN NV	HOLLAND	TELECOMMUNICATION SERVICES	52.371	3,26	187.488	16.845	0	187.488	0,19%	KONINKLIJKE KPN NV
AC.UNILEVER PLC	G. BRITAIN	CONSUMER DISCRETIONARY	5.993	40,92	307.189	24.338	0	307.189	0,32%	UNILEVER
AC.UNION PACIFIC CORP	U.S.A.	UTILITIES	349	211,33	73.706	2.755	0	73.706	0,08%	UNION PACIFIC CORPORATION
AC.QUALCOMM INC	U.S.A.	INFORMATION TECHNOLOGY	1.803	212,55	335.204	0	-19.352	335.204	0,35%	QUALCOMM INC
AC.DAIKIN INDUSTRIES LTD	JAPAN	INDUSTRIAL	600	26.808,69	78.095	0	-24.649	78.095	0,08%	DAIKIN INDUSTRIES LTD
AC.WELLS FARGO	U.S.A.	FINANCIAL	6.971	49,81	386.435	69.168	0	386.435	0,40%	WELLS FARGO
AC.METTLER TOLEDO INTERNATIONAL	U.S.A.	CONSUMER DISCRETIONARY	220	1.555,55	286.992	0	-30.213	286.992	0,30%	METTLER-TOLEDO INTERNATIONAL
FRESENIUS SE	GERMANY	HEALTH CARE	2.170	29,78	60.500	0	-4.113	60.500	0,06%	FRESENIUS SE & CO KGAA
ASML HOLDING NV	HOLLAND	INDUSTRIAL	649	398,87	625.766	366.902	0	625.766	0,64%	ASML HOLDING NV
NOVARTIS R	SWITZERLAND	HEALTH CARE	4.281	75,11	427.596	100.526	0	427.596	0,44%	NOVARTIS AG
ADIDAS AG (GR)	GERMANY	CONSUMER STAPLES	962	232,04	214.526	0	-8.694	214.526	0,22%	ADIDAS AG
THE HOME DEPOT INC	U.S.A.	INDUSTRIAL	1.770	310,82	568.725	39.677	0	568.725	0,59%	THE HOME DEPOT INC
CISCO SYSTEMS INC	U.S.A.	INFORMATION TECHNOLOGY	2.079	47,32	92.195	0	-883	92.195	0,09%	CISCO SYSTEMS INC
BOOKING HOLDINGS INC	U.S.A.	CONSUMER STAPLES	143	2.459,69	528.766	195.390	0	528.766	0,54%	BOOKING HOLDINGS INC
ROCHE HOLDING	SWITZERLAND	HEALTH CARE	936	312,54	242.546	0	-55.934	242.546	0,25%	ROCHE HOLDING AG-GENUSSSCHEIN
DAIMLER AG REGISTERED	GERMANY	CONSUMER STAPLES	2.021	62,90	130.496	3.370	0	130.496	0,13%	DAIMLER AG
AXA	FRANCE	FINANCIAL	8.051	20,00	246.119	85.069	0	246.119	0,25%	AXA SA
UBS GROUP AG	SWITZERLAND	FINANCIAL	10.959	28,02	301.054	0	-10.296	301.054	0,31%	UBS
IBERDROLA	SPAIN	UTILITIES	28.480	10,37	345.035	49.708	0	345.035	0,36%	IBERDROLA SA
TOYOTA MOTOR CORP	JAPAN	INDUSTRIAL	10.100	2.250,45	193.340	46.279	0	193.340	0,20%	TOYOTA MOTOR CORP
JOHNSON & JOHNSON	U.S.A.	CONSUMER DISCRETIONARY	1.546	161,84	210.914	0	-18.295	210.914	0,22%	JOHNSON & JOHNSON
JP MORGAN CHASE	U.S.A.	FINANCIAL	4.765	134,71	899.582	284.083	0	899.582	0,93%	JP MORGAN BANK
HP INC	U.S.A.	TELECOMMUNICATION SERVICES	8.868	31,81	289.874	30.026	0	289.874	0,30%	HP INC
MERCK & CO. INC	U.S.A.	HEALTH CARE	3.353	100,03	387.456	64.975	0	387.456	0,40%	MERCK & CO. INC
APPLE INC	U.S.A.	INFORMATION TECHNOLOGY	15.268	150,35	3.001.577	800.465	0	3.001.577	3,09%	APPLE INC
VISA INC CLASS A	U.S.A.	FINANCIAL	1.619	215,85	396.638	67.201	0	396.638	0,41%	VISA
COLGATE-PALMOLIVE COMPANY	U.S.A.	CONSUMER DISCRETIONARY	3.920	89,21	355.062	32.407	0	355.062	0,37%	COLGATE-PALMOLIVE COMPANY
WALT DISNEY CO	U.S.A.	TELECOMMUNICATION SERVICES	2.923	112,96	270.896	0	-40.030	270.896	0,28%	WALT DISNEY CO
ACS	SPAIN	INDUSTRIAL	3.568	38,06	143.719	7.919	0	143.719	0,15%	ACS ACTIVIDADES DE CONSTRUCCIO
OTIS WORLDWIDE CORP	U.S.A.	INDUSTRIAL	4.101	81,29	368.471	49.872	0	368.471	0,38%	OTIS WORLDWIDE CORP
AMGEN INC	U.S.A.	INFORMATION TECHNOLOGY	1.117	259,41	325.763	58.330	0	325.763	0,34%	AMGEN INC
AC.PROCTER & GAMBLE CO.	U.S.A.	CONSUMER DISCRETIONARY	2.810	145,64	432.561	44.532	0	432.561	0,45%	PROCTER & GAMBLE
WW GRANIER INC	U.S.A.	INDUSTRIAL	316	585,27	266.120	88.204	0	266.120	0,27%	WW GRANIER INC
AC.MICROSOFT CORP.	U.S.A.	INFORMATION TECHNOLOGY	6.708	251,00	2.798.464	1.185.110	0	2.798.464	2,88%	MICROSOFT
AC.ADOBE SYSTEMS INC	U.S.A.	INFORMATION TECHNOLOGY	700	341,17	362.979	133.234	0	362.979	0,37%	ADOBE SYSTEMS INC
PAYPAL HOLDINGS INC	U.S.A.	INFORMATION TECHNOLOGY	842	81,97	45.607	0	-19.053	45.607	0,05%	PAYPAL HOLDINGS INC
ATLAS COPCO-AB	SWEDEN	INDUSTRIAL	17.187	155,30	301.487	75.140	0	301.487	0,31%	ATLAS COPCO AB
GSK PLC	G. BRITAIN	HEALTH CARE	15.601	14,13	281.497	31.630	0	281.497	0,29%	GSK PLC
APPLIED MATERIALS INC	U.S.A.	INFORMATION TECHNOLOGY	2.730	115,67	601.346	299.910	0	601.346	0,62%	APPLIED MATERIALS INC
HILTON WORLDWIDE HOLDINGS INC	U.S.A.	CONSUMER DISCRETIONARY	708	138,63	144.197	49.779	0	144.197	0,15%	HILTON WORLDWIDE HOLDINGS INC
CHENIERE ENERGY INC	U.S.A.	ENERGY	1.833	162,51	299.121	22.378	0	299.121	0,31%	CHENIERE ENERGY INC

# Deutsche Bank

## Plan de Pensiones Individual Deutsche Bank Dinámico

Analysis of the Investment Portfolio DB PREVISIÓN 18, F.P 1st Half Year 2024

### Equities

Value name	Country	Sector	Titles	Average exchange	Cash	Capital gain	unrealised capital gains	Realization value	% Total	issuing entity
AC.ALPHABET INC-CL A	U.S.A.	TELECOMMUNICATION SERVICES	12.127	101,53	2.061.818	885.214	0	2.061.818	2,12%	ALPHABET INC
NVR INC	U.S.A.	CONSUMER DISCRETIONARY	23	4.484,88	162.913	63.680	0	162.913	0,17%	NVR INC
NINTENDO CO LTD	JAPAN	TELECOMMUNICATION SERVICES	2.000	6.295,26	99.564	20.496	0	99.564	0,10%	NINTENDO CO LTD
CIGNA CORP	U.S.A.	FINANCIAL	1.145	306,86	353.294	16.199	0	353.294	0,36%	CIGNA CORP
OMNICOM GROUP INC	U.S.A.	TELECOMMUNICATION SERVICES	3.119	96,01	261.141	0	-14.795	261.141	0,27%	OMNICOM GROUP INC
INTERCONTINENTAL HOTELS GROUP PLC	G. BRITAIN	CONSUMER DISCRETIONARY	1.039	47,01	102.053	46.105	0	102.053	0,11%	INTERCONTINENTAL HOTELS G
LENNOX INTERNATIONAL INC	U.S.A.	INDUSTRIAL	790	270,76	394.487	188.717	0	394.487	0,41%	LENNOX INTERNATIONAL INC
IPSEN SA	FRANCE	HEALTH CARE	1.248	125,15	142.896	0	-13.287	142.896	0,15%	IPSEN SA
PULTEGROUP INC	U.S.A.	CONSUMER DISCRETIONARY	2.016	70,71	207.179	74.993	0	207.179	0,21%	PULTEGROUP INC
DELL TECHNOLOGIES INC	U.S.A.	INFORMATION TECHNOLOGY	1.504	49,80	193.603	126.489	0	193.603	0,20%	DELL TECHNOLOGIES INC
CF INDUSTRIES HOLDINGS INC	U.S.A.	COMMODITIES	3.261	83,27	225.608	0	-29.578	225.608	0,23%	CF INDUSTRIES HOLDINGS INC
CHIPOTLE MEXICAN GRILL INC	U.S.A.	CONSUMER DISCRETIONARY	4.550	30,59	266.073	132.172	0	266.073	0,27%	CHIPOTLE MEXICAN GRILL INC
PACCAR INC	U.S.A.	INDUSTRIAL	2.986	117,94	286.907	0	-44.724	286.907	0,30%	PACCAR INC
MCKESSON CORPORATION	U.S.A.	HEALTH CARE	614	388,89	334.718	108.355	0	334.718	0,34%	MCKESSON CORP
MASTERCARD INC- CLASS A	U.S.A.	INFORMATION TECHNOLOGY	1.356	355,78	558.372	101.903	0	558.372	0,57%	MASTERCARD INC
AMERISOURCE BERGEN CORPORATION	U.S.A.	HEALTH CARE	1.353	222,26	284.529	5.887	0	284.529	0,29%	AMERISOURCE BERGEN CORP
COSTCO WHOLESALE CORP	U.S.A.	CONSUMER DISCRETIONARY	165	525,70	130.908	47.463	0	130.908	0,13%	COSTCO WHOLESALE CORP
CONSTELLATION BRANDS INC	U.S.A.	CONSUMER DISCRETIONARY	579	252,89	139.044	3.572	0	139.044	0,14%	CONSTELLATION BRANDS INC
OEST ELEKTRIZITATSWIRTS_A	AUSTRIA	UTILITIES	1.232	75,17	90.737	0	-1.872	90.737	0,09%	VERBUND
CBRE GROUP INC	U.S.A.	REAL ESTATE	3.421	79,76	284.543	29.379	0	284.543	0,29%	CBRE GROUP INC
TESLA MOTORS INC	U.S.A.	CONSUMER DISCRETIONARY	2.038	188,52	376.421	6.561	0	376.421	0,39%	TESLA MOTORS INC
ABBVIE INC	U.S.A.	HEALTH CARE	1.041	153,38	166.661	19.827	0	166.661	0,17%	ABBVIE INC
AC.GOLDMAN SACHS GROUP	U.S.A.	FINANCIAL	859	359,12	362.666	73.544	0	362.666	0,37%	GOLDMAN SACHS GROUP INC
OWENS CORNING	U.S.A.	INDUSTRIAL	1.655	90,76	268.359	123.852	0	268.359	0,28%	OWENS CORNING
NETFLIX INC (USD)	U.S.A.	TELECOMMUNICATION SERVICES	717	300,17	451.662	245.520	0	451.662	0,47%	NETFLIX INC
ELI LILLY & CO	U.S.A.	HEALTH CARE	692	486,68	584.797	276.112	0	584.797	0,60%	ELI LILLY & CO
NVIDIA CORPORATION DISEÑA	U.S.A.	INFORMATION TECHNOLOGY	25.040	20,42	2.887.418	2.402.573	0	2.887.418	2,97%	NVIDIA CORPORATION
INTUIT INC	U.S.A.	INFORMATION TECHNOLOGY	270	400,37	165.629	61.636	0	165.629	0,17%	INTUIT INC
METLIFE INC	U.S.A.	FINANCIAL	1.868	74,52	122.383	0	-11.526	122.383	0,13%	METLIFE INC
AC.ACCTURE PLC-CL A	IRELAND	INFORMATION TECHNOLOGY	570	285,85	161.426	10.489	0	161.426	0,17%	ACCENTURE LTD
AUTO TRADER GROUP PLC	G. BRITAIN	TELECOMMUNICATION SERVICES	10.052	5,57	95.009	30.871	0	95.009	0,10%	AUTO TRADER GROUP PLC
AC.BLACKROCK INC	U.S.A.	FINANCIAL	203	717,75	149.182	11.003	0	149.182	0,15%	BLACKROCK INC
BANCO BILBAO VIZCAYA ARGENTARIA	SPAIN	FINANCIAL	13.186	5,39	123.316	52.272	0	123.316	0,13%	BANCO BILBAO VIZCAYA ARG
BUNZL	G. BRITAIN	CONSUMER DISCRETIONARY	2.859	30,47	101.520	848	0	101.520	0,10%	BUNZL
STEEL DYNAMICS INC	U.S.A.	COMMODITIES	2.751	101,48	332.528	67.378	0	332.528	0,34%	STEEL DYNAMICS
TELEFONICA	SPAIN	TELECOMMUNICATION SERVICES	14.623	3,48	57.907	7.017	0	57.907	0,06%	TELEFONICA SA
VERIZON COMMUNICATIONS INC	U.S.A.	TELECOMMUNICATION SERVICES	2.841	37,87	109.360	5.865	0	109.360	0,11%	VERIZON COMMUNICATIONS
INDITEX	SPAIN	CONSUMER DISCRETIONARY	2.030	28,60	94.111	36.049	0	94.111	0,10%	INDUSTRIA DE DISEÑO TEXTIL SA
RECRUIT HOLDINGS CO LTD	JAPAN	INDUSTRIAL	3.700	5.130,03	185.292	65.686	0	185.292	0,19%	RECRUIT HOLDINGS CO LTD
FORTESCUE METALS GROUP LTD	AUSTRALIA	COMMODITIES	5.630	19,85	74.963	2.266	0	74.963	0,08%	FORTESCUE METALS GROUP LTD
NIPPON EXPRESS HOLDINGS INC	JAPAN	INDUSTRIAL	900	7.761,16	38.829	0	-9.228	38.829	0,04%	NIPPON EXPRESS HOLDINGS INC
SODEXHO ALLIANCE	FRANCE	CONSUMER DISCRETIONARY	1.371	60,65	115.164	32.014	0	115.164	0,12%	SODEXHO ALLIANCE
ARCH CAPITAL GROUP LTD	BERMUDAS	FINANCIAL	3.179	98,92	299.369	8.422	0	299.369	0,31%	ARCH CAPITAL GROUP LTD
MOTOROLA SOLUTIONS INC	U.S.A.	INFORMATION TECHNOLOGY	972	297,13	350.250	79.276	0	350.250	0,36%	MOTOROLA SOLUTIONS INC
COMMONWEALTH BANK OF AUSTRALIA	AUSTRALIA	FINANCIAL	2.577	104,60	204.144	28.833	0	204.144	0,21%	COMMONWEALTH BANK OF AUSTRALIA
GENERAL MILLS INC	U.S.A.	CONSUMER DISCRETIONARY	1.478	81,05	87.271	0	-26.978	87.271	0,09%	GENERAL MILLS INC
FOX CORP	U.S.A.	TELECOMMUNICATION SERVICES	5.555	30,13	178.210	17.177	0	178.210	0,18%	FOX CORP
DBS GROUP HOLDINGS LTD	SINGAPUR	FINANCIAL	2.750	31,90	67.813	6.293	0	67.813	0,07%	DBS GROUP HOLDINGS LTD
ROYALTY PHARMA PLC	G. BRITAIN	HEALTH CARE	2.981	28,04	73.374	0	-3.556	73.374	0,08%	ROYALTY PHARMA PLC
BAKER HUGHES CO	U.S.A.	ENERGY	9.225	31,44	302.835	28.843	0	302.835	0,31%	BAKER HUGHES CO

# Deutsche Bank

## Plan de Pensiones Individual Deutsche Bank Dinámico

Analysis of the Investment Portfolio DB PREVISIÓN 18, F.P 1st Half Year 2024

### Equities

Value name	Country	Sector	Titles	Average exchange	Cash	Capital gain	unrealised capital gains	Realization value	% Total	issuing entity
HYDRO ONE LTD	CANADA	UTILITIES	8.254	34,26	224.456	20.326	0	224.456	0,23%	HYDRO ONE LTD
LOBLAW COS LTDR INC	CANADA	CONSUMER DISCRETIONARY	1.411	133,80	152.807	21.721	0	152.807	0,16%	LOBLAW COS LTDR INC
RIO TINTO LTD	AUSTRALIA	COMMODITIES	909	111,62	67.272	1.544	0	67.272	0,07%	RIO TINTO LTD
AMERICAN WATER WORKS CO	U.S.A.	UTILITIES	750	152,93	90.418	0	-17.717	90.418	0,09%	AMERICAN WATER WORK CO
PEMBINA PIPELINE CORP	CANADA	FINANCIAL	6.166	44,71	213.582	25.550	0	213.582	0,22%	PEMBINA PIPELINE CORP
UMICORE SA	BELGIUM	COMMODITIES	3.040	34,80	42.651	0	-63.134	42.651	0,04%	UMICORE
BEST BUY CO INC	U.S.A.	CONSUMER DISCRETIONARY	1.078	85,03	84.813	0	-152	84.813	0,09%	BEST BUY CO INC
31 GRP	G. BRITAIN	FINANCIAL	11.539	14,53	417.361	226.650	0	417.361	0,43%	31 GRP
AC.CARLSBERG AS-B	DENMARK	CONSUMER DISCRETIONARY	728	972,99	81.575	0	-13.625	81.575	0,08%	CARLSBERG B
NXP SEMICONDUCTORS NV	HOLLAND	INFORMATION TECHNOLOGY	1.058	207,88	265.736	67.617	0	265.736	0,27%	NXP SEMICONDUCTORS NV
TOKYO ELECTRON LTD (JT)	JAPAN	INFORMATION TECHNOLOGY	1.000	19.739,86	203.062	75.059	0	203.062	0,21%	TOKYO ELECTRON LTD
LINDE PLC NEW (US)	IRELAND	COMMODITIES	568	334,54	232.644	49.421	0	232.644	0,24%	LINDE PLC
TESCO PLC	G. BRITAIN	CONSUMER DISCRETIONARY	92.826	2,62	335.091	60.833	0	335.091	0,35%	TESCO PLC
TRANE TECHNOLOGIES PLC	IRELAND	INDUSTRIAL	1.174	192,79	360.445	146.584	0	360.445	0,37%	TRANE TECHNOLOGIES PLC
SHIN-ETSU CHEMICAL CO LTD	JAPAN	COMMODITIES	3.000	4.370,29	108.886	22.809	0	108.886	0,11%	SHIN-ETSU CHEMICAL CO LTD
CARDINAL HEALTH INC	U.S.A.	HEALTH CARE	2.620	103,66	240.442	0	-7.808	240.442	0,25%	CARDINAL HEALTH
BROADCOM INC	U.S.A.	TELECOMMUNICATION SERVICES	465	898,65	696.850	312.062	0	696.850	0,72%	BROADCOM LTD
KIMBERLY-CLARK CORP	U.S.A.	CONSUMER DISCRETIONARY	1.088	139,24	140.348	2.761	0	140.348	0,14%	KIMBERLY-CLARK CORP
WESFARMERS LTD	AUSTRALIA	INDUSTRIAL	3.969	51,48	160.885	34.837	0	160.885	0,17%	WESFARMERS LTD
KLA CORP	U.S.A.	INDUSTRIAL	496	388,31	381.720	205.280	0	381.720	0,39%	KLA CORP
ONEOK INC	U.S.A.	ENERGY	2.544	62,84	193.646	47.195	0	193.646	0,20%	ONEOK INC
FAIR ISAAC CORP	U.S.A.	INFORMATION TECHNOLOGY	329	756,84	457.151	229.041	0	457.151	0,47%	FAIR ISAAC CORP
DAIICHI SANKYO CO LTD	JAPAN	INDUSTRIAL	4.700	4.270,47	151.062	22.923	0	151.062	0,16%	DAIICHI SANKYO CO LTD
AIA GROUP LTD	HONG KONG	FINANCIAL	15.400	77,30	97.618	0	-42.252	97.618	0,10%	AIA GROUP LTD
SUMITOMO MITSUI FINANCIAL GR	JAPAN	FINANCIAL	2.200	6.399,28	137.285	47.100	0	137.285	0,14%	SUMITOMO MITSUI FINANCIAL GR
SONY CORPORATION (JP)	JAPAN	INDUSTRIAL	1.600	13.172,93	126.981	0	-8.466	126.981	0,13%	SONY CORPORATION
mitsubishi UFJ FINANCIAL GROUP INC	JAPAN	FINANCIAL	12.400	991,20	124.744	45.222	0	124.744	0,13%	MITSUBISHI UFJ FIN GRP
KDDI CORP	JAPAN	TELECOMMUNICATION SERVICES	2.300	4.430,89	56.928	0	-9.008	56.928	0,06%	KDDI CORP
HITACHI LTD	JAPAN	INDUSTRIAL	10.000	1.907,34	209.521	87.873	0	209.521	0,22%	HITACHI LTD
KEYENCE CORP	JAPAN	INDUSTRIAL	300	63.205,97	123.146	2.025	0	123.146	0,13%	KEYENCE CORP
FREPORT MC MORAN COPPER	U.S.A.	INDUSTRIAL	2.835	53,82	128.605	0	-11.793	128.605	0,13%	FREPORT-MCMORAN INC
COCA-COLA EUROPEAN PARTNERS (USD)	G. BRITAIN	CONSUMER DISCRETIONARY	1.941	65,87	132.021	18.149	0	132.021	0,14%	COCA-COLA EUROPEAN PARTNERS PL
WOOLWORTHS GROUP LTD	AUSTRALIA	INDUSTRIAL	6.926	38,59	145.543	0	-16.527	145.543	0,15%	WOOLWORTHS GROUP LTD
SHERWIN-WILLIAMS CO/THE	U.S.A.	INDUSTRIAL	1.111	272,92	309.474	34.070	0	309.474	0,32%	SHERWIN-WILLIAMS CO/THE
TAKEDA PHARMACEUTICAL CO LTD	JAPAN	HEALTH CARE	2.800	4.458,97	67.968	0	-10.438	67.968	0,07%	TAKEDA PHARMACEUTICAL
HONDA MOTOR CO LTD	JAPAN	INDUSTRIAL	9.000	1.130,23	90.069	26.188	0	90.069	0,09%	HONDA MOTOR CO LTD
ARCHER-DANIELS-MIDLAND CO	U.S.A.	CONSUMER DISCRETIONARY	1.846	84,19	104.159	0	-38.366	104.159	0,11%	ARCHER DANIELS MIDLAND
BERKELEY GROUP HOLDINGS PLC	G. BRITAIN	CONSUMER DISCRETIONARY	1.888	42,66	102.187	8.329	0	102.187	0,11%	BERKELEY GROUP HOLDINGS PLC
TALANX AG	GERMANY	FINANCIAL	1.435	59,16	106.979	22.081	0	106.979	0,11%	TALANX AG
EVEREST GROUP LTD	BERMUDAS	FINANCIAL	743	365,69	264.244	15.986	0	264.244	0,27%	EVEREST RE GROUP LTD
AC.WAL-MART STORES INC.	U.S.A.	CONSUMER DISCRETIONARY	8.112	61,01	512.683	52.857	0	512.683	0,53%	WAL MART STORES INC
KAO CORP LTD	JAPAN	CONSUMER DISCRETIONARY	1.700	5.609,12	64.531	4.076	0	64.531	0,07%	KAO CORP LTD
SOFTBANK CORP	JAPAN	TELECOMMUNICATION SERVICES	2.000	6.396,28	120.906	39.802	0	120.906	0,12%	SOFTBANK CORP
KEYERA CORP	CANADA	ENERGY	3.552	32,96	91.841	11.633	0	91.841	0,09%	KEYERA CORP
CSL LTD	AUSTRALIA	HEALTH CARE	708	270,42	129.983	15.528	0	129.983	0,13%	CSL LTD
NOVO NORDISK A/S-B (SEP23)	DENMARK	HEALTH CARE	5.061	410,89	682.481	403.035	0	682.481	0,70%	NOVO NORDISK A/S
CENTRICA PLC	G. BRITAIN	UTILITIES	85.554	1,61	136.152	0	-24.231	136.152	0,14%	CENTRICA PLC
SEVEN & I HOLDINGS CO LTD	JAPAN	CONSUMER DISCRETIONARY	6.100	1.764,35	69.565	1.545	0	69.565	0,07%	SEVEN & I HOLDINGS CO LTD
TRANSURBAN GROUP	AUSTRALIA	INDUSTRIAL	8.789	12,20	67.777	3.589	0	67.777	0,07%	TRANSURBAN FINANCE CO
NATIONAL AUSTRALIA BANK LTD	AUSTRALIA	FINANCIAL	4.583	29,12	103.262	23.399	0	103.262	0,11%	NATIONAL AUSTRALIA BANK



# Deutsche Bank

## Plan de Pensiones Individual Deutsche Bank Dinámico

Analysis of the Investment Portfolio DB PREVISIÓN 18, F.P 1st Half Year 2024

### Equities

Value name	Country	Sector	Titles	Average exchange	Cash	Capital gain	unrealised capital gains	Realization value	% Total	issuing entity
HONG KONG EXCHANGES & CLEARING	HONG KONG	FINANCIAL	2.400	285,99	71.817	0	-11.303	71.817	0,07%	HONG KONG EXCHANGES & CLEARING
MURATA MANUFACTURING CO LTD	JAPAN	INFORMATION TECHNOLOGY	5.300	2.655,50	102.442	13.494	0	102.442	0,11%	MURATA MANUFACTURING CO LTD
HOYA CORP	JAPAN	HEALTH CARE	700	14.962,99	76.183	9.987	0	76.183	0,08%	HOYA CORP
ALTAGAS LTD	CANADA	INFORMATION TECHNOLOGY	5.998	26,27	126.516	17.985	0	126.516	0,13%	ALTAGAS LTD
MIZUHO FINANCIAL GROUP	JAPAN	FINANCIAL	5.100	2.548,51	99.645	17.501	0	99.645	0,10%	MIZUHO FINANCIAL GROUP
MILLEA HOLDINGS INC	JAPAN	FINANCIAL	3.600	3.411,68	125.782	48.160	0	125.782	0,13%	MILLEA HOLDINGS INC
FAST RETAILING CO LTD	JAPAN	CONSUMER DISCRETIONARY	400	34.896,98	94.398	6.178	0	94.398	0,10%	FAST RETAILING CO LTD
FIRSTSERVICE CORP	CANADA	REAL ESTATE	644	210,59	91.497	1.176	0	91.497	0,09%	FIRSTSERVICE CORP
NOVOZYMES A/S	DENMARK	COMMODITIES	2.059	356,17	117.651	19.308	0	117.651	0,12%	NOVOZYMES A/S
TENARIS SA	LUXEMBOURG	ENERGY	7.498	15,62	107.596	0	-9.559	107.596	0,11%	TENARIS
PANDORA A/S	DENMARK	CONSUMER DISCRETIONARY	1.389	917,28	195.764	24.907	0	195.764	0,20%	PANDORA A/S
SAGAX AB	SWEDEN	REAL ESTATE	5.221	235,16	124.687	17.367	0	124.687	0,13%	SAGAX AB
BUNGE GLOBAL SA	SWITZERLAND	CONSUMER DISCRETIONARY	2.436	106,00	242.770	4.120	0	242.770	0,25%	BUNGE LTD
SYNCHRONY FINANCIAL	U.S.A.	FINANCIAL	6.849	29,76	301.679	115.376	0	301.679	0,31%	SYNCHRONY FINANCIAL
AC.ENGIE	FRANCE	UTILITIES	10.375	16,12	138.351	0	-28.904	138.351	0,14%	ENGIE SA
TAYLOR WIMPEY	G. BRITAIN	CONSUMER DISCRETIONARY	60.590	1,39	101.606	3.764	0	101.606	0,10%	TAYLOR WIMPEY
C.H.ROBINSON WORLDWIDE INC	U.S.A.	INFORMATION TECHNOLOGY	1.298	85,72	106.762	3.821	0	106.762	0,11%	CH ROBINSON WORLDWIDE INC
TARGA RESOURCES CORP	U.S.A.	INDUSTRIAL	1.827	84,15	219.611	78.230	0	219.611	0,23%	TARGA RESOURCES CORP
COINBASE GLOBAL INC	U.S.A.	FINANCIAL	504	261,01	104.545	0	-16.835	104.545	0,11%	COINBASE GLOBAL INC
GIVAUDAN	SWITZERLAND	COMMODITIES	23	4.061,01	101.762	5.855	0	101.762	0,10%	GIVAUDAN SA
RELIANCE INC	U.S.A.	COMMODITIES	912	328,74	243.120	0	-35.875	243.120	0,25%	RELIANCE INC
GODADDY INC	U.S.A.	INFORMATION TECHNOLOGY	2.381	122,05	310.495	42.364	0	310.495	0,32%	GODADDY INC
SERVICENOW INC	U.S.A.	ENERGY	289	738,01	212.206	11.357	0	212.206	0,22%	NOW US EQUITY
CARLISLE COS INC	U.S.A.	INDUSTRIAL	746	372,35	282.154	20.577	0	282.154	0,29%	CARLISLE COS INC
AC.ORACLE CORP.	U.S.A.	INFORMATION TECHNOLOGY	2.061	120,33	271.632	38.095	0	271.632	0,28%	ORACLE CORP
WILLIAMS-SONOMA INC	U.S.A.	CONSUMER STAPLES	1.028	287,83	270.944	0	-7.699	270.944	0,28%	WILLIAMS-SONOMA INC
AECOM TECHNOLOGY CORP	U.S.A.	INFORMATION TECHNOLOGY	3.010	93,51	247.632	0	-17.419	247.632	0,26%	AECOM TECHNOLOGY CORP
EQUITABLE HOLDINGS INC	U.S.A.	FINANCIAL	6.049	35,78	230.701	26.904	0	230.701	0,24%	EQUITABLE HOLDINGS INC
AMERICAN INTERNATIONAL GROUP	U.S.A.	FINANCIAL	4.425	73,45	306.633	555	0	306.633	0,32%	AMERICAN INTERNATIONAL GROUP
UNITED THERAPEUTICS CORP	U.S.A.	HEALTH CARE	814	272,51	242.030	37.905	0	242.030	0,25%	UNITED THERAPEUTICS CORP
GENERAL MOTORS CO	U.S.A.	CONSUMER STAPLES	3.762	45,47	163.142	5.730	0	163.142	0,17%	GENERAL MOTORS FINL CO
REXEL SA	FRANCE	INDUSTRIAL	5.281	27,96	127.589	0	-20.061	127.589	0,13%	REXEL SA
COSTAR GROUP INC	U.S.A.	INDUSTRIAL	1.918	88,61	132.730	0	-23.664	132.730	0,14%	COSTAR GROUP INC
TEVA PHARMACEUTICAL	U.S.A.	HEALTH CARE	16.242	17,27	246.355	0	-12.691	246.355	0,25%	TEVA PHARMACEUTICAL
IA FINANCIAL CORP INC	CANADA	INFORMATION TECHNOLOGY	1.741	90,36	102.066	0	-4.233	102.066	0,11%	IA FINANCIAL CORP INC
VERISK ANALYTICS INC - CLASS A	U.S.A.	INFORMATION TECHNOLOGY	1.279	249,19	321.794	28.517	0	321.794	0,33%	VERISK ANALYTICS INC
AC.MUENCHENER RUECKVER AG-REG	GERMANY	FINANCIAL	311	466,05	145.237	295	0	145.237	0,15%	MUNICH RE
GEN DIGITAL INC	U.S.A.	INFORMATION TECHNOLOGY	9.980	24,95	232.697	2.332	0	232.697	0,24%	GEN DIGITAL INC
			<b>996.755</b>		<b>51.182.087</b>	<b>13.219.661</b>	<b>-911.615</b>	<b>51.182.087</b>	<b>52,71%</b>	

# Deutsche Bank

## Plan de Pensiones Individual Deutsche Bank Dinámico

### Analysis of the Investment Portfolio DB PREVISIÓN 18, F.P 1st Half Year 2024

#### Government Bonds

Value name	Country	Sector	Total Nominal	Average exchange	Cash	Capital gain	unrealised capital gains	Realization value	% Total	issuing entity
COMUNIDAD MADRID 1.826% VTO. 30.04.2025	SPAIN	GOVERNMENT	239.000	101,59	236.245	0	-6.643	236.146	0,24%	COMUNIDAD DE MADRID
FRANCE GOV 0,75% 25/05/2052	FRANCE	GOVERNMENT	759.000	68,73	380.631	0	-142.092	379.584	0,39%	FRENCH REPUBLIC
BONOS DEL ESTADO 1.25% VTO.31.10.2030	SPAIN	GOVERNMENT	469.000	100,41	423.663	0	-50.731	420.204	0,44%	ESTADO ESPAÑOL
BONOS Y OBLIG DEL ESTADO 1,2% 31/10/2040	SPAIN	GOVERNMENT	430.000	90,60	300.566	0	-93.563	295.999	0,31%	ESTADO ESPAÑOL
OBRIGACOES DO TESOURO 0,9% 12/10/2035	PORTUGAL	GOVERNMENT	254.000	94,04	198.993	0	-42.355	196.511	0,20%	ESTADO PORTUGUES
IRISH TSY 0% 18/10/2031	IRELAND	GOVERNMENT	178.000	93,59	145.355	0	-23.681	142.903	0,15%	REPUBLIC OF IRELAND
BUNDESREPUB DEUTSCHLAND 0% 15/02/2031	GERMANY	GOVERNMENT	468.000	92,71	400.206	0	-35.300	398.605	0,41%	FEDERAL REPUBLIC OF GERMANY
BELGIUM KINGDOM 0% 22/10/2031	BELGIUM	GOVERNMENT	286.000	88,95	231.311	0	-25.727	228.678	0,24%	BELGIUM KINGDOM
BUONI POLIENNALI DEL TES 0,5 01/02/2026	ITALY	GOVERNMENT	803.000	96,65	768.659	0	-14.558	761.506	0,79%	BUONI POLIENNALI DEL TES
ALSFR 0,75% 19/07/41	FRANCE	GOVERNMENT	300.000	87,89	185.697	0	-80.062	183.593	0,19%	ACTION LOGEMENT SERVICES
FRANCE GOV 0,5 25/05/2040	FRANCE	GOVERNMENT	455.000	86,54	290.125	0	-104.133	289.636	0,30%	FRENCH REPUBLIC
BUONI POLIENNALI DEL TES 0,6 01/08/2031	ITALY	GOVERNMENT	585.000	87,19	473.844	0	-41.259	468.810	0,49%	BUONI POLIENNALI DEL TES
KFW 0,01% 31/03/2025	GERMANY	GOVERNMENT	377.000	99,09	367.596	0	-6.846	366.716	0,38%	KFW
EU 0% 04/11/25	EUROPEAN UNION	GOVERNMENT	575.000	97,57	551.304	0	-10.480	550.572	0,57%	EUROPEAN UNION
BUONI POLIENNALI DEL TES 1,8% 01/03/41	ITALY	GOVERNMENT	360.000	93,68	254.271	0	-85.501	251.738	0,26%	BUONI POLIENNALI DEL TES
UNEDIC 1,75 VTO 25/11/2032	FRANCE	GOVERNMENT	200.000	96,38	180.964	0	-14.333	178.434	0,19%	UNEDIC
US TREASURY N/B T 1,875 15/02/2051	U.S.A.	GOVERNMENT	774.722	63,06	456.319	0	-59.721	448.721	0,47%	US TREASURY N/B
US TREASURY N/B T 2,375 15/05/2051	U.S.A.	GOVERNMENT	695.383	71,49	458.617	0	-63.664	455.979	0,47%	US TREASURY N/B
US TREASURY N/B T 1,875 15/02/2041	U.S.A.	GOVERNMENT	598.309	70,03	412.335	0	-29.836	405.522	0,42%	US TREASURY N/B
US TREASURY N/B T 2,25 15/05/2041	U.S.A.	GOVERNMENT	726.185	76,10	526.018	0	-49.376	523.009	0,54%	US TREASURY N/B
US TREASURY N/B T 1,75 31/01/2029	U.S.A.	GOVERNMENT	1.390.766	88,97	1.248.869	0	-66.860	1.227.456	1,29%	US TREASURY N/B
US TREASURY N/B T 1,375 31/12/2028	U.S.A.	GOVERNMENT	1.344.096	88,50	1.179.127	0	-65.081	1.178.906	1,21%	US TREASURY N/B
US TREASURY N/B T 0,5% 28/02/2026	U.S.A.	GOVERNMENT	1.708.122	92,41	1.592.709	0	-106.460	1.568.658	1,64%	US TREASURY N/B
US TREASURY N/B T 0,375 31/01/2026	U.S.A.	GOVERNMENT	1.946.139	92,15	1.816.150	0	-120.741	1.782.324	1,87%	US TREASURY N/B
US TREASURY N/B T 2.75% 15/08/2023	U.S.A.	GOVERNMENT	956.735	96,69	859.752	0	-116.998	848.761	0,89%	US TREASURY N/B
ADIF ALTA VELOCIDAD 3,5% 30/07/2029	SPAIN	GOVERNMENT	200.000	99,86	206.521	305	0	200.035	0,21%	ADIF ALTA VELOCIDAD
BONOS Y OBLIG DEL ESTADO 3,15%30/04/2033	SPAIN	GOVERNMENT	257.000	98,42	255.787	1.429	0	254.364	0,26%	ESTADO ESPAÑOL
US TREASURY N/B T 1,125% 15/02/2031	U.S.A.	GOVERNMENT	1.138.748	83,07	934.414	0	-28.320	920.706	0,96%	US TREASURY N/B
EXELON CORP 4.05% 15/04/2030	U.S.A.	UTILITIES	560.040	96,59	530.224	0	-1.283	524.875	0,55%	EXELON CORP
CROATI 4 06/14/35	CROATIA	GOVERNMENT	160.000	99,67	165.421	5.659	0	165.127	0,17%	CROATIA
SPAIN LETRAS DEL TESORO 05/07/24	SPAIN	GOVERNMENT	99.000	96,94	99.002	43	0	96.012	0,10%	ESTADO ESPAÑOL
SPAIN LETRAS DEL TESORO 09/08/24	SPAIN	GOVERNMENT	32.000	96,46	31.889	13	0	30.881	0,03%	ESTADO ESPAÑOL
TREASURY CERTIFICATES BELGIUM0% 11/07/24	BELGIUM	GOVERNMENT	49.000	96,77	48.956	6	0	47.425	0,05%	BELGIUM KINGDOM
FRANCE GOV 0,75% 25/02/2028	FRANCE	GOVERNMENT	218.000	91,22	201.729	733	0	199.597	0,21%	FRENCH REPUBLIC
SPAIN LETRAS DEL TESORO 06/09/24	SPAIN	GOVERNMENT	82.000	96,50	81.492	42	0	79.170	0,08%	ESTADO ESPAÑOL
FRENCH DISCOUNT T-BILL 0% 07/08/2023	FRANCE	GOVERNMENT	106.000	98,05	105.613	5	0	103.934	0,11%	FRENCH REPUBLIC
BONOS Y OBLIG DEL ESTADO 0,25% 30/07/24	SPAIN	GOVERNMENT	66.000	97,11	65.986	21	0	64.110	0,07%	ESTADO ESPAÑOL
LETRAS DEL TESORO ESPAÑOL 0% 04/10/2024	SPAIN	GOVERNMENT	51.000	97,48	50.558	15	0	49.728	0,05%	ESTADO ESPAÑOL
KFW 0% 04/07/2024	GERMANY	GOVERNMENT	66.000	97,20	65.989	9	0	64.163	0,07%	KFW
FRENCH DISCOUNT T-BILL 0% 02/10/2024	FRANCE	GOVERNMENT	88.000	97,21	87.194	21	0	85.566	0,09%	FRENCH REPUBLIC
FINNISH T-BILL 0% 13/08/2024	FINLAND	GOVERNMENT	138.000	97,53	137.415	28	0	134.626	0,14%	FINNISH GOVERNMENT
AGENCE FRANCAISE DEVELOP 1,375 17.09.24	FRANCE	GOVERNMENT	100.000	97,68	100.571	21	0	97.704	0,10%	AGENCE FRANCAISE DEVELOP
FRENCH DISCOUNT T-BILL 0% 04/09/2023	FRANCE	GOVERNMENT	50.000	96,65	49.677	2	0	48.326	0,05%	FRENCH REPUBLIC
REPUBLIC OF LATVIA 3,875 22.05.29	LATVIA	GOVERNMENT	370.000	100,17	378.364	6.213	0	376.832	0,39%	REPUBLIC OF LATVIA
LETRAS DEL TESORO ESPAÑOL 0% 08/11/2024	SPAIN	GOVERNMENT	53.000	97,58	52.356	37	0	51.757	0,05%	ESTADO ESPAÑOL
SPAIN LETRAS DEL TESORO 0% 06/12/2024	SPAIN	GOVERNMENT	35.000	97,46	34.545	86	0	34.197	0,04%	ESTADO ESPAÑOL
FRENCH DISCOUNT T-BILL 0% 24/07/2024	FRANCE	GOVERNMENT	68.000	98,14	67.848	12	0	66.749	0,07%	FRENCH DISCOUNT T-BILL
EUROPEAN UNION BILL 0% 05/07/2024	EUROPEAN UNION	GOVERNMENT	139.000	98,99	138.958	14	0	137.607	0,14%	EUROPEAN UNION
REPUBLIC OF ESTONIA 3,25% 17/01/2034	ESTONIA	GOVERNMENT	180.000	99,29	177.658	0	-3.746	174.974	0,18%	REPUBLIC OF ESTONIA
LETRAS DEL TESORO ESPAÑOL 0% 10/01/2025	SPAIN	GOVERNMENT	69.000	97,65	67.781	53	0	67.429	0,07%	ESTADO ESPAÑOL

Government Bonds

Value name	Country	Sector	Total Nominal	Average exchange	Cash	Capital gain	unrealised capital gains	Realization value	% Total	issuing entity
COMUNIDAD DE MADRID 3,462% 30/04/2034	SPAIN	GOVERNMENT	250.000	99,77	251.711	0	-602	248.813	0,26%	COMMUNITY OF MADRID SPAI
DUTCH TREASURY CERT 0% 30/07/2024	HOLLAND	GOVERNMENT	52.000	98,31	51.862	18	0	51.138	0,05%	DUTCH TREASURY CERT
FRENCH DISCOUNT T-BILL 0% 10/07/2024	FRANCE	GOVERNMENT	52.000	98,50	51.959	6	0	51.224	0,05%	FRENCH REPUBLIC
ESM TBILL 0% 22/08/2024	EUROPEAN UNION	GOVERNMENT	103.000	98,13	102.467	14	0	101.093	0,11%	ESM TBILL
FRENCH DISCOUNT T-BILL 0% 21/08/2024	FRANCE	GOVERNMENT	86.000	98,15	85.566	13	0	84.421	0,09%	FRENCH DISCOUNT T-BILL
AUSTRIAN T-BILL 0% 25/07/2024	AUSTRIA	GOVERNMENT	87.000	98,45	86.803	18	0	85.668	0,09%	REPUBLIC OF AUSTRIA
EUROPEAN UNION BILL 0% 09/08/2024	EUROPEAN UNION	GOVERNMENT	87.000	98,20	86.664	3	0	85.442	0,09%	EUROPEAN UNION
SPAIN LETRAS DEL TESORO 0% 07/02/2025	SPAIN	GOVERNMENT	35.000	97,26	34.290	8	0	34.048	0,04%	ESTADO ESPAÑOL
ESM TBILL 0% 19/09/2024	EUROPEAN UNION	GOVERNMENT	104.000	98,14	103.169	23	0	102.085	0,11%	ESM TBILL
REPUBLIC OF AUSTRIA 2,9% 20/02/2034	AUSTRIA	GOVERNMENT	406.000	100,62	405.948	0	-7.565	400.944	0,42%	REPUBLIC OF AUSTRIA
FINNISH T-BILL 0% 15/10/2024	FINLAND	GOVERNMENT	87.000	97,75	86.088	31	0	85.076	0,09%	FINNISH GOVERNMENT
AUSTRIAN T-BILL 0% 31/10/2024	AUSTRIA	GOVERNMENT	88.000	97,87	86.955	13	0	86.136	0,09%	REPUBLIC OF AUSTRIA
FRENCH DISCOUNT T-BILL 0% 18/09/2024	FRANCE	GOVERNMENT	105.000	98,12	104.175	25	0	103.054	0,11%	FRENCH DISCOUNT T-BILL
EUROPEAN UNION BILL 0% 06/09/2024	EUROPEAN UNION	GOVERNMENT	104.000	98,13	103.307	25	0	102.084	0,11%	EUROPEAN UNION
ESM TBILL 0,00% 18/07/2024	EUROPEAN UNION	GOVERNMENT	70.000	98,89	69.886	6	0	69.231	0,07%	ESM TBILL
KFW 0% 18/02/2025	GERMANY	GOVERNMENT	52.000	97,02	50.887	14	0	50.464	0,05%	KFW
GERMAN TREASURY BILL 0% 21/08/2024	GERMANY	GOVERNMENT	87.000	98,49	86.618	59	0	85.745	0,09%	GERMAN TREASURY BILL
DUTCH TREASURY CERT 0% 29/08/2024	HOLLAND	GOVERNMENT	52.000	98,24	51.714	26	0	51.112	0,05%	DUTCH TREASURY CERT
GERMAN TREASURY BILL 0% 17/07/2024	GERMANY	GOVERNMENT	69.000	98,66	68.905	21	0	68.098	0,07%	GERMAN TREASURY BILL
GERMAN TREASURY BILL 0% 15/01/2025	GERMANY	GOVERNMENT	17.000	97,24	16.702	14	0	16.544	0,02%	GERMAN TREASURY BILL
GERMAN TREASURY BILL 0% 18/09/2023	GERMANY	GOVERNMENT	53.000	98,12	52.637	52	0	52.056	0,05%	GERMAN TREASURY BILL
FINNISH T-BILL 0% 13/11/2024	FINLAND	GOVERNMENT	105.000	98,02	103.607	19	0	102.938	0,11%	FINNISH GOVERNMENT
FRENCH DISCOUNT T-BILL 0% 02/01/2025	FRANCE	GOVERNMENT	52.000	97,29	51.076	0	-9	50.581	0,05%	FRENCH DISCOUNT T-BILL
FRENCH DISCOUNT T-BILL 0% 29/01/2025	FRANCE	GOVERNMENT	35.000	96,90	34.295	2	0	33.915	0,04%	FRENCH DISCOUNT T-BILL
FRENCH DISCOUNT T-BILL 0% 30/10/2024	FRANCE	GOVERNMENT	69.000	97,67	68.180	8	0	67.399	0,07%	FRENCH DISCOUNT T-BILL
FINNISH T-BILL 0% 13/02/2025	FINLAND	GOVERNMENT	87.000	97,00	85.130	6	0	84.395	0,09%	FINNISH GOVERNMENT
TREASURY CERTIFICATES BELGIUM0% 07/11/24	BELGIUM	GOVERNMENT	87.000	98,11	85.913	16	0	85.372	0,09%	BELGIUM KINGDOM
LAND RHEINLAND-PFALZ 3% 15/01/2025	GERMANY	GOVERNMENT	15.000	99,48	15.156	3	0	14.925	0,02%	LAND RHEINLAND-PFALZ
TREASURY CERTIFICATES BELGIUM0% 09/01/25	BELGIUM	GOVERNMENT	107.000	97,78	105.042	5	0	104.624	0,11%	BELGIUM KINGDOM
LETRAS DEL TESORO ESPAÑOL 0% 07/03/2025	SPAIN	GOVERNMENT	35.000	96,93	34.199	11	0	33.936	0,04%	ESTADO ESPAÑOL
FRENCH DISCOUNT T-BILL 0% 17/07/2024	FRANCE	GOVERNMENT	139.000	99,17	138.789	25	0	137.866	0,14%	FRENCH DISCOUNT T-BILL
FRENCH DISCOUNT T-BILL 0% 03/07/2024	FRANCE	GOVERNMENT	105.000	99,14	104.990	11	0	104.103	0,11%	FRENCH DISCOUNT T-BILL
ESM TBILL 0,00% 04/07/2024	EUROPEAN UNION	GOVERNMENT	69.000	99,34	68.986	8	0	68.550	0,07%	ESM TBILL
FRENCH DISCOUNT T-BILL 0% 16/10/2024	FRANCE	GOVERNMENT	68.000	98,30	67.282	16	0	66.863	0,07%	FRENCH REPUBLIC
ESM TBILL 0% 17/10/2024	EUROPEAN UNION	GOVERNMENT	87.000	98,18	86.073	16	0	85.429	0,09%	ESM TBILL
LAND SACHSEN-ANHALT 0% 01.04.2025	GERMANY	GOVERNMENT	35.000	96,84	34.106	10	0	33.905	0,04%	LAND SACHSEN-ANHALT
LAND NIEDERSACHSEN 0,125% 07.03.2025	GERMANY	GOVERNMENT	52.000	97,18	50.866	21	0	50.557	0,05%	LAND NIEDERSACHSEN
TREASURY CERTIFICATES 0% 13/03/25	BELGIUM	GOVERNMENT	52.000	97,01	50.772	28	0	50.472	0,05%	BELGIUM KINGDOM
EUROPEAN UNION BILL 0% 04/10/2024	EUROPEAN UNION	GOVERNMENT	105.000	98,20	104.017	4	0	103.111	0,11%	EUROPEAN UNION
FRENCH DISCOUNT T-BILL 0% 26/03/2025	FRANCE	GOVERNMENT	52.000	96,84	50.696	6	0	50.365	0,05%	FRENCH DISCOUNT T-BILL
DUTCH TREASURY CERT 0% 27/09/2024	HOLLAND	GOVERNMENT	71.000	98,40	70.433	44	0	69.908	0,07%	DUTCH TREASURY CERT
FRENCH DISCOUNT T-BILL 0% 26/02/2025	FRANCE	GOVERNMENT	36.000	97,01	35.185	6	0	34.930	0,04%	FRENCH DISCOUNT T-BILL
LAND HESSEN 0% 10.03.2025	GERMANY	GOVERNMENT	87.000	97,10	84.949	46	0	84.526	0,09%	LAND HESSEN
FRENCH DISCOUNT T-BILL 0% 31/07/2024	FRANCE	GOVERNMENT	35.000	99,26	34.896	1	0	34.740	0,04%	FRENCH DISCOUNT T-BILL
ESM TBILL 0,00% 21.11.2024	EUROPEAN UNION	GOVERNMENT	107.000	98,31	105.500	8	0	105.198	0,11%	ESM TBILL
FRENCH DISCOUNT T-BILL 0% 14/08/2024	FRANCE	GOVERNMENT	139.000	99,07	138.391	17	0	137.718	0,14%	FRENCH DISCOUNT T-BILL
KFW 0,625% 15/01/2025	GERMANY	GOVERNMENT	53.000	98,19	52.345	21	0	52.061	0,05%	KFW
FRENCH DISCOUNT T-BILL 0% 24.04.2025	FRANCE	GOVERNMENT	35.000	96,75	34.036	2	0	33.864	0,04%	FRENCH DISCOUNT T-BILL
EUROPEAN UNION BILL 0% 08/11/2024	EUROPEAN UNION	GOVERNMENT	139.000	98,29	137.236	15	0	136.641	0,14%	EUROPEAN UNION
FRENCH DISCOUNT T-BILL 0% 14/11/2024	FRANCE	GOVERNMENT	35.000	98,24	34.533	6	0	34.389	0,04%	FRENCH DISCOUNT T-BILL

# Deutsche Bank

## Plan de Pensiones Individual Deutsche Bank Dinámico

### Analysis of the Investment Portfolio DB PREVISIÓN 18, F.P 1st Half Year 2024

#### Government Bonds

Value name	Country	Sector	Total Nominal	Average exchange	Cash	Capital gain	unrealised capital gains	Realization value	% Total	issuing entity
ESM TBILL 0,00% 08/08/2024	EUROPEAN UNION	GOVERNMENT	104.000	99,07	103.608	12	0	103.043	0,11%	ESM TBILL
FRENCH DISCOUNT T-BILL 0% 27/11/2024	FRANCE	GOVERNMENT	53.000	98,13	52.229	8	0	52.018	0,05%	FRENCH DISCOUNT T-BILL
SPAIN LETRAS DEL TESORO 0% 09/05/2025	SPAIN	GOVERNMENT	35.000	96,92	34.012	11	0	33.933	0,04%	ESTADO ESPAÑOL
LAND HESSEN 0% 25.04.2025	GERMANY	GOVERNMENT	36.000	96,97	35.013	38	0	34.946	0,04%	LAND HESSEN
FRENCH DISCOUNT T-BILL 0% 25/09/2024	FRANCE	GOVERNMENT	107.000	99,09	106.072	3	0	106.024	0,11%	FRENCH DISCOUNT T-BILL
SAARLAND 3,74% 13/09/2024	GERMANY	GOVERNMENT	100.000	100,02	100.196	2	0	100.020	0,10%	SAARLAND
FRENCH DISCOUNT T-BILL 0% 21/05/2025	FRANCE	GOVERNMENT	53.000	96,75	51.407	34	0	51.312	0,05%	FRENCH DISCOUNT T-BILL
EUROPEAN UNION BILL 0% 06/12/2024	EUROPEAN UNION	GOVERNMENT	106.000	98,29	104.362	0	-5	104.177	0,11%	EUROPEAN UNION
ESM TBILL 0,00% 19/12/2024	EUROPEAN UNION	GOVERNMENT	89.000	98,21	87.506	6	0	87.408	0,09%	ESM TBILL
DUTCH TREASURY CERT 0% 30/10/2024	HOLLAND	GOVERNMENT	35.000	98,65	34.608	10	0	34.538	0,04%	DUTCH TREASURY CERT
FRENCH DISCOUNT T-BILL 0% 28/08/2024	FRANCE	GOVERNMENT	86.000	99,17	85.500	0	-1	85.284	0,09%	FRENCH DISCOUNT T-BILL
GERMAN TREASURY BILL 0% 20/11/2024	GERMANY	GOVERNMENT	35.000	98,44	34.551	26	0	34.479	0,04%	GERMAN TREASURY BILL
KFW 0% 15/11/2024	GERMANY	GOVERNMENT	52.000	98,45	51.328	12	0	51.204	0,05%	KFW
ESM TBILL 0,00% 05/09/2024	EUROPEAN UNION	GOVERNMENT	104.000	99,14	103.317	0	0	103.104	0,11%	ESM TBILL
			<b>26.387.246</b>		<b>23.163.973</b>	<b>15.698</b>	<b>-1.497.533</b>	<b>22.914.113</b>	<b>23,85%</b>	

Plan de Pensiones Individual Deutsche Bank Dinámico

Analysis of the Investment Portfolio DB PREVISIÓN 18, F.P 1st Half Year 2024

Corporate Bonds

Value name	Country	Sector	Sector	Total Nominal	Average exchange	Cash	Capital gain	unrealised capital gains	Realization value	% Total	issuing entity
PROSUS NV 1,539% 03/08/2028	HOLLAND	Productos de consumo no básico	CONSUMER STAPLES	673.000	88,57	613.428	0	-3.895	592.195	0,63%	PROSUS NV
INTESA SANPAOLO SPA 0,75% 16/03/2028	ITALY	Finanzas	FINANCIAL	700.000	86,70	631.504	16.914	0	623.799	0,65%	INTESA SANPAOLO SPA
STEDIN HOLDING 1.5% PERPETUAL	HOLLAND	Servicios de utilidad pública	UTILITIES	690.000	79,05	642.087	93.064	0	638.482	0,66%	STEDIN HOLDING NV
ASSICURAZIONI GENERALI 5% 08/06/2048	ITALY	Finanzas	FINANCIAL	314.000	91,22	322.987	35.559	0	322.000	0,33%	ASSICURAZIONI GENERALI SPA
ALLIANDER NV 1,625% PERPETUAL	HOLLAND	Servicios de utilidad pública	UTILITIES	690.000	89,66	673.429	54.753	0	673.420	0,69%	ALLIANDER NV
STANDARD CHARTERED 2.5% 09/09/2030	G. BRITAIN	Finanzas	FINANCIAL	690.000	91,67	690.730	38.342	0	670.842	0,71%	STANDARD CHARTERED
AXA SA 3,875% 20/05/2049	FRANCE	Finanzas	FINANCIAL	660.000	96,46	669.800	10.184	0	646.842	0,69%	AXA SA
BNG 1% 01/12/26	HOLLAND	Finanzas	FINANCIAL	210.000	102,70	204.072	0	-11.242	204.423	0,21%	BNG BANK NV
ZUERCHER KANTONALBANK 2,02% 13/04/2028	SWITZERLAND	Finanzas	FINANCIAL	630.000	90,32	603.768	29.477	0	598.486	0,62%	ZUERCHER KANTONALBANK
GENERAL MOTORS FINL 3.8% 07/04/2025	U.S.A.	Productos de consumo no básico	CONSUMER STAPLES	546.039	98,02	542.603	0	-7.720	535.303	0,56%	GENERAL MOTORS
WELLTOWER INC 4% 01/06/2025	U.S.A.	Inmobiliario	REAL ESTATE	304.288	98,50	300.504	0	-11.250	299.120	0,31%	WELLTOWER INC
AIR LEASE CORP 1,875 15/08/2026	U.S.A.	Industrial	INDUSTRIAL	551.639	90,70	515.354	0	-8.419	504.137	0,53%	AIR LEASE CORP
WALT DISNEY COMPANY 2% 01/09/2029	U.S.A.	Servicios de Telecomunicaciones	TELECOMMUNICATION SERVICES	105.474	84,33	92.204	0	-2.845	90.619	0,09%	WALT DISNEY CO/THE
ANHEUSER-BUSCH INBEV 4,75% 23/01/29	U.S.A.	Productos de consumo básico	CONSUMER DISCRETIONARY	165.212	98,34	167.635	0	-6.887	163.981	0,17%	ANHEUSER-BUSCH INBEV SA/NV
US BANCORP 5,727% 21/10/2026	U.S.A.	Finanzas	FINANCIAL	231.483	98,67	234.443	0	-5.695	231.871	0,24%	US BANCORP
EQUINIX INC 3.2% VTO. 18.11.2029	U.S.A.	Inmobiliario	REAL ESTATE	382.694	87,11	346.416	0	-6.041	344.038	0,36%	EQUINIX INC
UNION PACIFIC CORP 2,375% 20/05/2031	U.S.A.	Industrial	INDUSTRIAL	396.695	83,62	337.629	0	-12.746	335.664	0,35%	UNION PACIFIC CORP
T-MOBILE USA INC 3.30% VTO. 15.02.2051	U.S.A.	Servicios de Telecomunicaciones	TELECOMMUNICATION SERVICES	326.690	64,49	224.624	0	-1.748	219.891	0,23%	T-MOBILE US INC
WARNERMEDIA HOLDINGS INC 4,279% 15/03/32	U.S.A.	Servicios de Telecomunicaciones	TELECOMMUNICATION SERVICES	200.681	83,06	177.470	0	-4.939	174.006	0,18%	WARNERMEDIA HOLDINGS INC
AUTOSTRAD PER LITALIA 2% 15/01/2030	ITALY	Industrial	INDUSTRIAL	635.000	84,49	575.082	26.508	0	563.013	0,59%	AUTOSTRAD PER LITALIA
ORACLE CORP 3,60% 01/04/2040	U.S.A.	Tecnología de la información	INFORMATION TECHNOLOGY	350.025	78,64	272.365	0	-11.171	268.499	0,28%	ORACLE CORP
JPMORGAN CHASE & CO 4,912% 25/07/2033	U.S.A.	Finanzas	FINANCIAL	364.026	98,95	360.952	0	-12.996	352.943	0,37%	JPMORGAN CHASE & CO
QUALCOMM INC 6% 20/05/2053	U.S.A.	Tecnología de la información	INFORMATION TECHNOLOGY	317.356	117,65	343.225	0	-38.041	341.180	0,35%	QUALCOMM INC
PROLOGIS EURO FINANCE 4,25% 31/01/43	U.S.A.	Finanzas	FINANCIAL	430.000	98,91	429.501	0	-3.408	421.922	0,44%	PROLOGIS EURO FINANCE
AT&T INC 3,5 VTO 15/09/2053	U.S.A.	Servicios de Telecomunicaciones	TELECOMMUNICATION SERVICES	418.163	72,37	287.703	0	-15.559	282.931	0,30%	AT&T INC
PANDORA A/S 4,5% 10/04/2028	DENMARK	Productos de consumo básico	CONSUMER DISCRETIONARY	370.000	102,77	382.543	0	-851	379.400	0,39%	PANDORA A/S
UBS GROUP AG 4,75% 17/03/2032	SWITZERLAND	Finanzas	FINANCIAL	610.000	105,09	646.097	0	-2.586	638.481	0,67%	UBS GROUP AG
TRANSURBAN FINANCE CO VTO. 26.04.2033	AUSTRALIA	Industrial	INDUSTRIAL	420.000	102,39	434.721	1.693	0	431.735	0,45%	TRANSURBAN FINANCE CO
BAYNOR 4 5/8 05/26/33	GERMANY	Salud	HEALTH CARE	380.000	100,87	391.659	6.668	0	389.990	0,40%	BAYER AG
DOW CHEMICAL 6,9% 15/05/2053	U.S.A.	Salud	HEALTH CARE	142.810	110,11	160.013	3.723	0	158.791	0,16%	DOW CHEMICAL
CONSTELLATION BRANDS INC 2,25% 01/08/31	U.S.A.	Productos de consumo básico	CONSUMER DISCRETIONARY	233.350	83,00	193.658	3.865	0	189.623	0,20%	CONSTELLATION BRANDS INC
AEROPORTI ROMA 4,875% 10/07/2023	ITALY	Productos de consumo básico	CONSUMER DISCRETIONARY	635.000	98,98	696.310	36.657	0	665.210	0,72%	AEROPORTI DI ROMA SPA
AVGO 4.11 09/15/28	U.S.A.	Industrial	INDUSTRIAL	173.612	95,19	169.448	6.723	0	166.865	0,17%	BROADCOM INC
SVENSKA HANDELSBANKEN AB 5% 16/08/2034	SWEDEN	Finanzas	FINANCIAL	380.000	98,89	407.875	15.068	0	390.850	0,42%	SVENSKA HANDELSBANKEN AB
INVESTITIONSBANK BERLIN 0,01 30/07/24	GERMANY	Finanzas	FINANCIAL	100.000	96,80	99.737	34	0	96.834	0,10%	INVESTITIONSBANK BERLIN
CHENIERE ENERGY INC 4,625% 15/10/2028	U.S.A.	Energía	ENERGY	188.547	94,84	184.624	4.412	0	182.392	0,19%	CHENIERE ENERGY INC
INT DISTRIBUTIONS SERV 5,25% 14/09/2023	G. BRITAIN	Industrial	INDUSTRIAL	605.000	100,92	646.752	11.517	0	622.062	0,67%	INT DISTRIBUTIONS SERV
SAN DIEGO G & E HOLDINGS 5.35 01/04/53	U.S.A.	Servicios de utilidad pública	UTILITIES	229.616	97,40	219.788	0	-5.886	216.716	0,23%	SAN DIEGO G & E
JM SMUCKER CO 6,2% 15/11/2033	U.S.A.	Productos de consumo básico	CONSUMER DISCRETIONARY	298.688	98,09	315.583	17.598	0	313.186	0,32%	JM SMUCKER
CARRIER GLOBAL 4,5 29.11.2032	U.S.A.	Industrial	INDUSTRIAL	320.000	101,65	342.974	9.425	0	334.705	0,35%	CARRIER GLOBAL CORP
BANK OF AMERICA CORP 5,872% 15/09/2034	U.S.A.	Finanzas	FINANCIAL	376.160	104,75	392.817	0	-2.812	386.610	0,40%	BANK OF AMERICA CORP
MERCK 4.5% 17/05/2033	U.S.A.	Salud	HEALTH CARE	278.153	99,76	270.028	0	-7.001	268.492	0,28%	MERCK & CO INC
EPIROC AB 3.625% 28/02/2031	SWEDEN	Industrial	INDUSTRIAL	410.000	99,44	410.472	0	-2.326	405.390	0,42%	EPIROC AB
HOME DEPOT 4,95% 15/09/52	U.S.A.	Productos de consumo no básico	CONSUMER STAPLES	485.368	95,96	456.015	0	-12.381	448.887	0,47%	HOME DEPOT INC/THE
AUSTRALIA PACIFIC AIRPOR 4,00 07.06.2034	AUSTRALIA	Industrial	INDUSTRIAL	680.000	100,94	684.801	0	-3.342	683.082	0,71%	AUSTRALIA PACIFIC AIRPOR
ENTERPRISE PRODUCTS OPER 3,3% 15/02/2053	U.S.A.	Energía	ENERGY	113.875	69,98	78.220	0	-1.912	76.660	0,08%	ENTERPRISE PRODUCTS OPER
ELEVANCE HEALTH INC 4,75% 15/02/2033	U.S.A.	Salud	HEALTH CARE	354.692	96,85	348.540	2.990	0	341.898	0,36%	ELEVANCE HEALTH INC
NOVO NORDISK A/S 3,375% 21.05.2034	HOLLAND	Salud	HEALTH CARE	790.000	100,04	790.807	0	-2.425	787.856	0,81%	NOVO NORDISK A/S
ACHMEA BV 5,625% 02.11.2044	HOLLAND	Finanzas	FINANCIAL	390.000	100,35	395.305	179	0	391.552	0,41%	ACHMEA BV
INVESTITIONSBANK BERLIN 0,25 29/11/24	GERMANY	Finanzas	FINANCIAL	100.000	98,12	98.772	15	0	98.134	0,10%	INVESTITIONSBANK BERLIN
HAMBURG COMMERCIAL BANK 4,75% 02.05.2029	GERMANY	Finanzas	FINANCIAL	530.000	100,28	543.747	8.235	0	539.735	0,56%	HAMBURG COMMERCIAL BANK
POSTNL NV 4,75% 12/06/2031	HOLLAND	Industrial	INDUSTRIAL	351.000	99,90	353.314	1.828	0	352.463	0,36%	POSTNL NV
HCA INC 5,6% 01/04/2034	U.S.A.	Salud	HEALTH CARE	462.033	100,35	468.345	0	-4.465	459.145	0,48%	HCA INC
DCC GROUP FIN IRELAND 4,375% 27/06/2031	IRELAND	Finanzas	FINANCIAL	599.000	99,62	595.807	0	-1.189	595.523	0,61%	DCC GROUP FIN IRELAND
MORGAN STANLEY 5.831% 19/04/2035	U.S.A.	Finanzas	FINANCIAL	359.359	102,67	371.880	0	-3.625	367.694	0,38%	MORGAN STANLEY
GOLDMAN SACHS GROUP INC 5,851% 25/04/35	U.S.A.	Finanzas	FINANCIAL	312.689	101,94	323.051	4.962	0	319.719	0,33%	GOLDMAN SACHS GROUP INC
AMGEN INC 5,25% 02/03/2033	U.S.A.	Salud	HEALTH CARE	259.485	100,45	262.971	0	-2.151	258.469	0,27%	AMGEN INC

# Deutsche Bank

## Plan de Pensiones Individual Deutsche Bank Dinámico

### Analysis of the Investment Portfolio DB PREVISIÓN 18, F.P 1st Half Year 2024

#### Corporate Bonds

Value name	Country	Sector	Sector	Total Nominal	Average exchange	Cash	Capital gain	unrealised capital gains	Realization value	% Total	issuing entity
CITIGROUP INC 5,449 11/06/2035	U.S.A.	Finanzas	FINANCIAL	368.693	100,09	366.620	0	-3.479	365.502	0,38%	CITIGROUP INC
				<b>23.289.597</b>		<b>22.762.807</b>	<b>440.391</b>	<b>-221.033</b>	<b>22.423.257</b>	<b>23,44%</b>	

Plan de Pensiones Individual Deutsche Bank Dinámico

Analysis of the Investment Portfolio DB PREVISIÓN 18, F.P 1st Half Year 2024

Futures

Value name	Country	Sector	Sector	Total Nominal	Average exchange	Cash	Capital gain	unrealised capital gains	Realization value	% Total	issuing entity
FUTURO EURO BUND SEP 24	GERMANY	DERIVADOS	DERIVATIVES	-300.000	0,00	-394.860	0	0			DERIVADOS
FUTURO EURO BUXL 30 YR SEP 24	GERMANY	DERIVADOS	DERIVATIVES	-900.000	0,00	-1.172.160	0	0			EUREX
EURO-BOBL FUTURE SEP24	GERMANY	DERIVADOS	DERIVATIVES	8.700.000	0,00	1.013.028	0	0			EUREX
FUTURO EURO SCHATZ VTO SEP24	GERMANY	DERIVADOS	DERIVATIVES	10.000.000	0,00	10.570.000	0	0			EUREX
FUT. EUROSTOXX 50 SEP 24	GERMANY	DERIVADOS	DERIVATIVES	-1.537.310	0,00	-1.527.060	0	0			EUREX
				<b>15.962.690</b>		<b>8.488.948</b>	<b>0</b>	<b>0</b>			